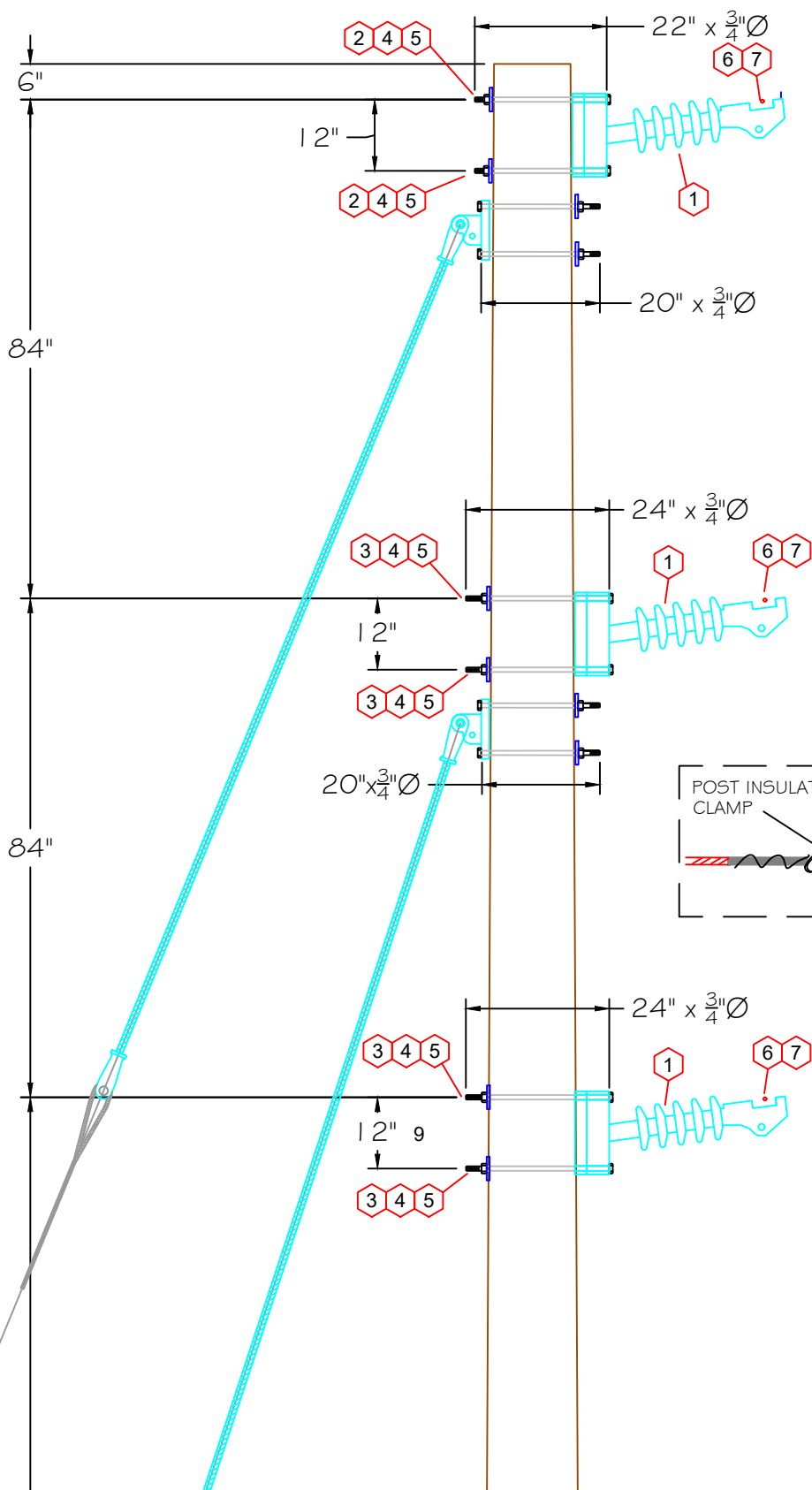


FIELD

ROAD

69TV1

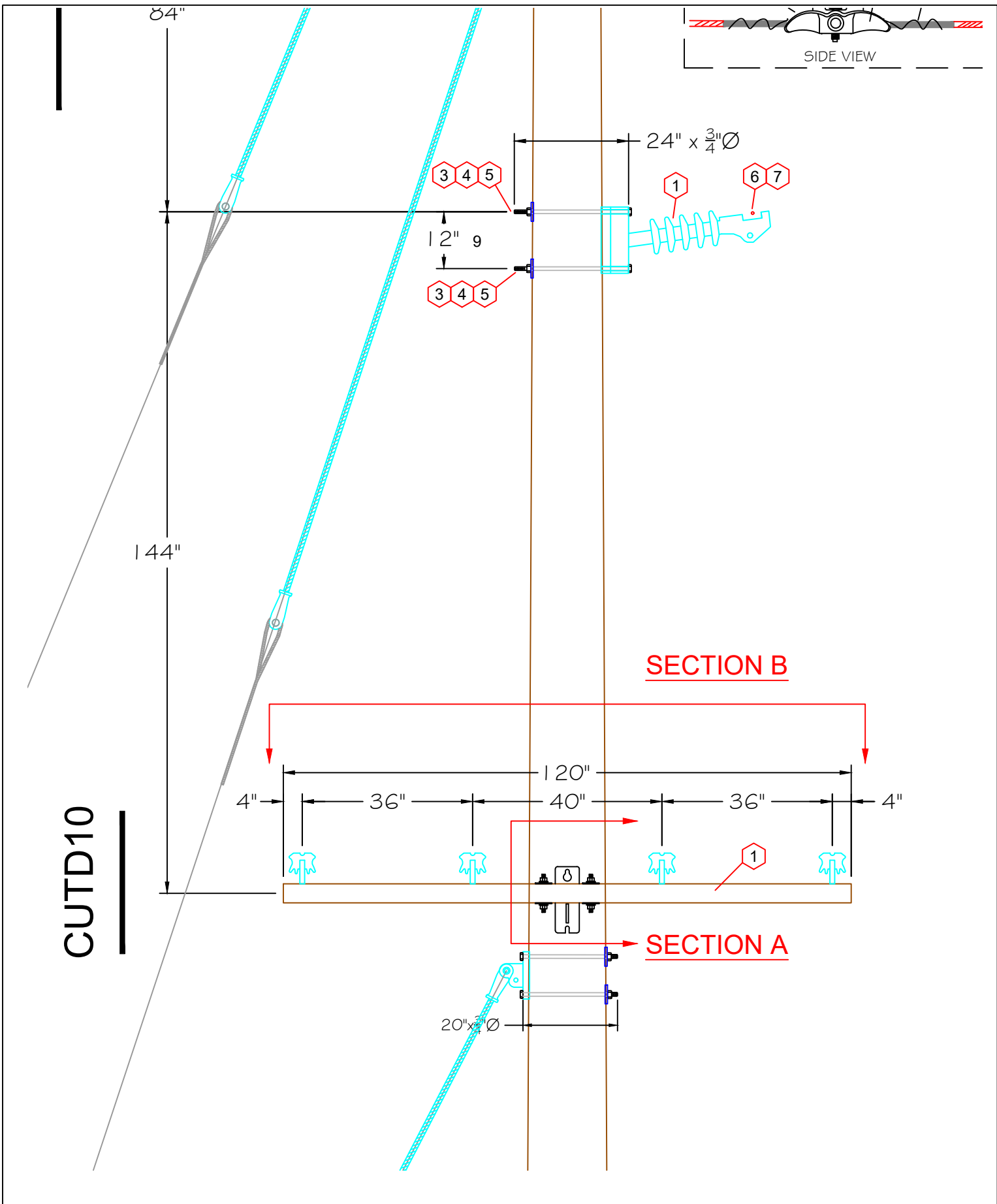


DATE: 1/24/24
 REV:
 DRAWN: JBP
 CHK: DA



PG 1
 OF 6

BEAVER TRANSMISSION POLE REPLACEMENT
 CONSTRUCTION SPEC #1

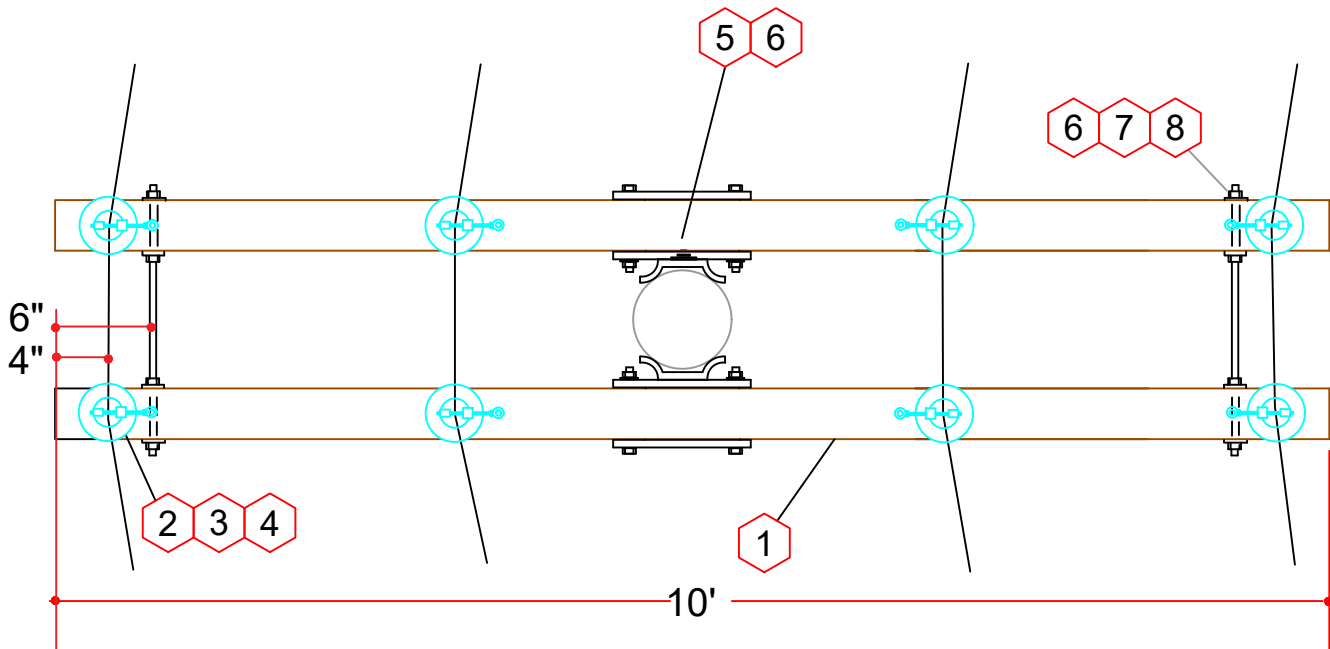


DATE: 1/24/24
 REV:
 DRAWN: JBP
 CHK: DA

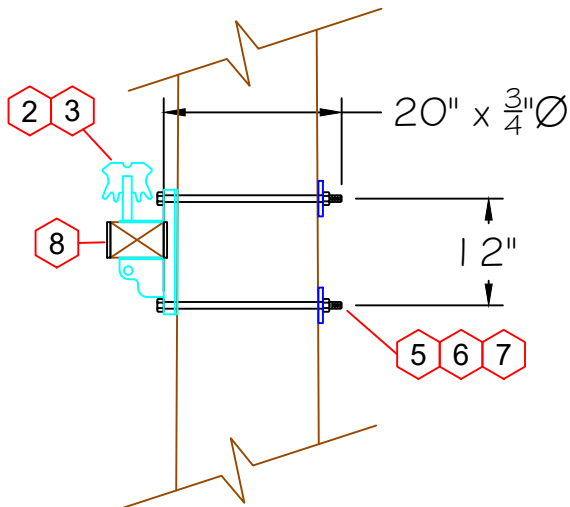


PG 2
 OF 6

**BEAVER TRANSMISSION POLE REPLACEMENT
 CONSTRUCTION SPEC #1**



SECTION B



SECTION A

DATE: 1/24/24

REV:

DRAWN: JBP

CHK: DA



PG 3
OF 6

**BEAVER TRANSMISSION POLE REPLACEMENT
CONSTRUCTION SPEC #1**

69TV1

ITEM	DESCRIPTION	QTY	STOCK#
1	POST INSUL - HORZ GB 69KV POLY	3	4063000
2	MACH BOLT, 20" x 3/4"	2	3042000
3	MACH BOLT 24" x 3/4"	4	3042400
4	WASHER, SQ CURVED, 3"	6	3303900
5	WASHER, DOUBLE COIL LOCK, 3/4"	6	3331000
6	POST INSUL CLAMP 795AAC	3	6547500
7	ARMOR ROD 795AAC	3	5953200

CUTD10

ITEM	DESCRIPTION	QTY	STOCK #
1	CROSSARM 10' HD FBGLS TANGENT	2	1051100
2	WISE TOP PIN INSULATOR 15KV	8	4001500
3	CROSSARM PIN	8	4500100
4	TIES 4/0ACSR, DOUBLE SIDE	4	6482000
5	MACH BOLT, 20" x 3/4"	2	3042000
6	WASHER SQUARE CURVED, 4" X 6"	2	3309000
7	WASHER, DOUBLE COIL LOCK, 3/4"	2	3331000
8	BOLT, DA 22" X 5/8"	2	3082200
9	WASHER, SQ FLAT 2-1/4"	8	3292000
10	WASHER, DOUBLE COIL LOCK, 5/8"	10	3330900

DATE: 1/24/24

REV:

DRAWN: JBP

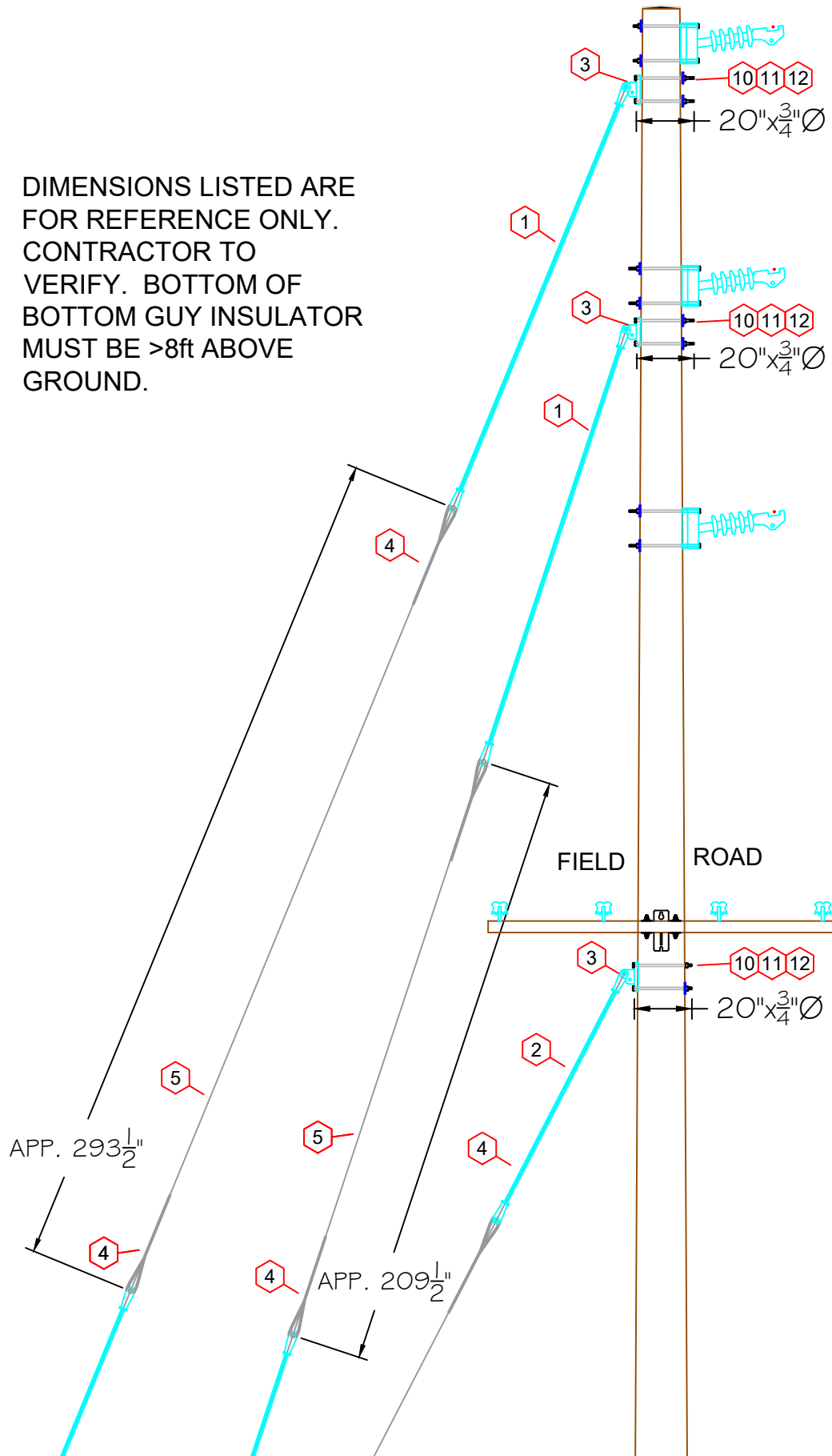
CHK: DA

PG 4
OF 6

BEAVER TRANSMISSION POLE REPLACEMENT

CONSTRUCTION SPEC #1

DIMENSIONS LISTED ARE FOR REFERENCE ONLY. CONTRACTOR TO VERIFY. BOTTOM OF BOTTOM GUY INSULATOR MUST BE >8ft ABOVE GROUND.



DATE: 1/24/24

REV:

DRAWN: JBP

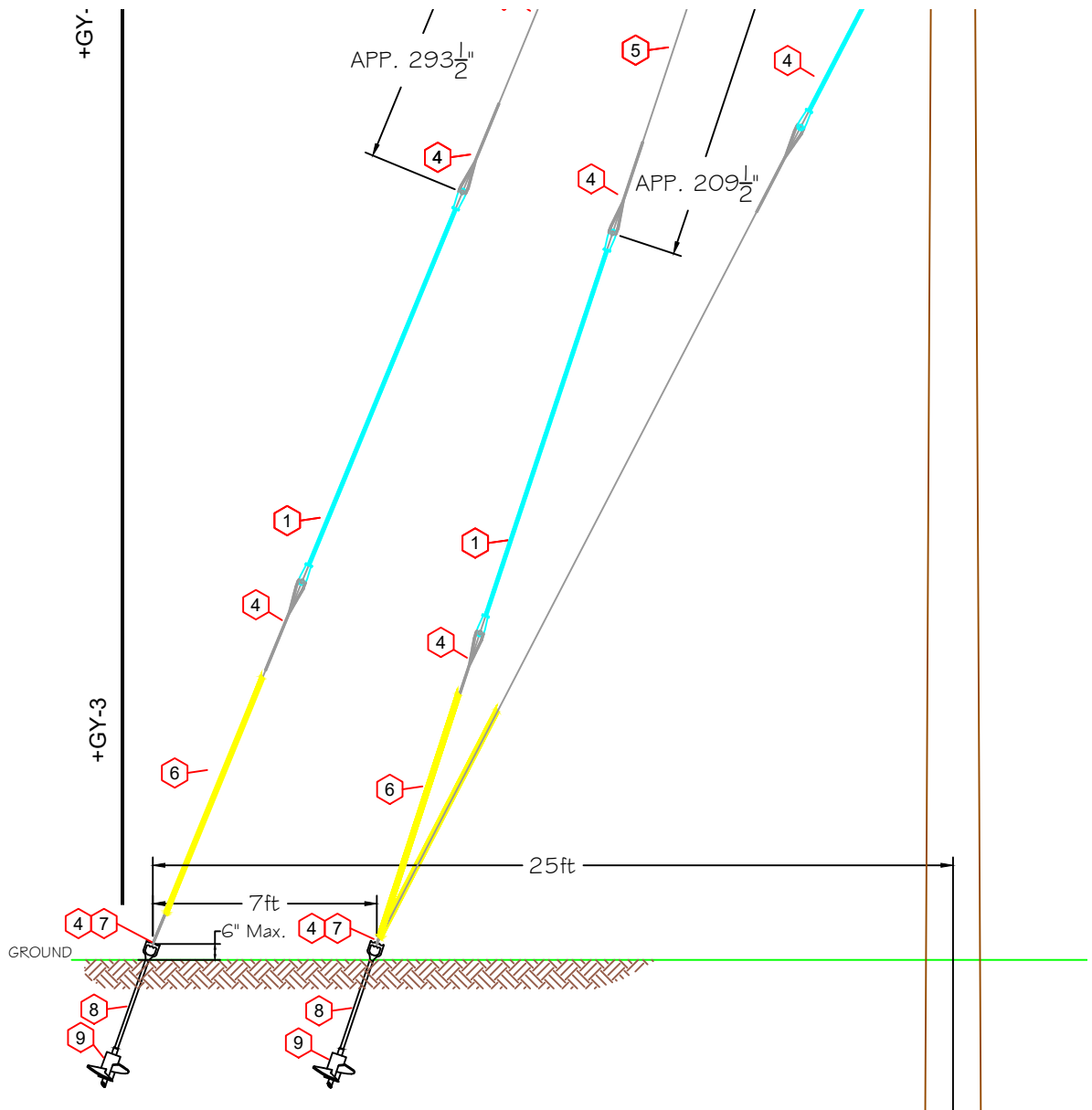
CHK: DA



PG 5
OF 6

BEAVER TRANSMISSION POLE REPLACEMENT

CONSTRUCTION SPEC #1



+GY-3			
ITEM	DESCRIPTION	QTY	STOCK#
1	GUY STRAIN INSULATOR, 144" FIBERGLASS	4	2552800
2	GUY STRAIN INSULATOR, 96" FIBERGLASS	2	2552600
3	GUY ATTACHMENT, 2-BOLT EYE-PLATE	3	2701500
4	GUY GRIP (PREFORMED) 18M	10	2101000
5	GUY WIRE, 18M	250	2050700
6	GUY GUARD, 8' YELLOW	2	2760100
7	TRIPLE EYE NUT	2	2420100
8	ANCHOR ROD, 7' x 1"	2	2485500
9	SINGLE HELIX ANCHOR, 15"	2	2290100
10	MACH BOLT, 20" x 3/4"	6	3042000
11	WASHER, SQUARE CURVED, 4" X 6"	6	3309000
12	WASHER, DOUBLE COIL LOCK	6	3331000

DATE: 1/24/24

REV:

DRAWN: JBP

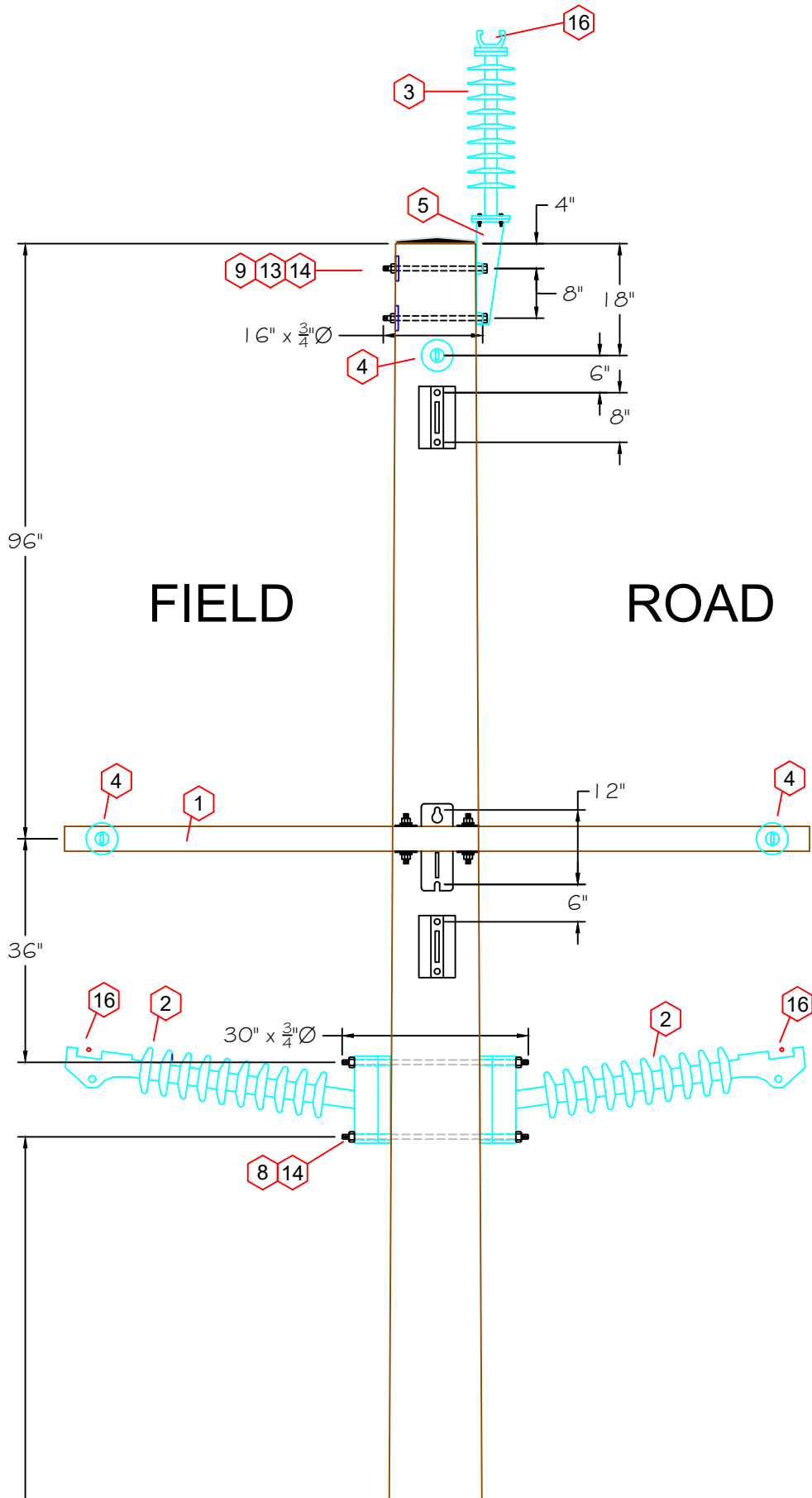
CHK: DA



PG 6
OF 6

BEAVER TRANSMISSION POLE REPLACEMENT CONSTRUCTION SPEC #1

69DX1



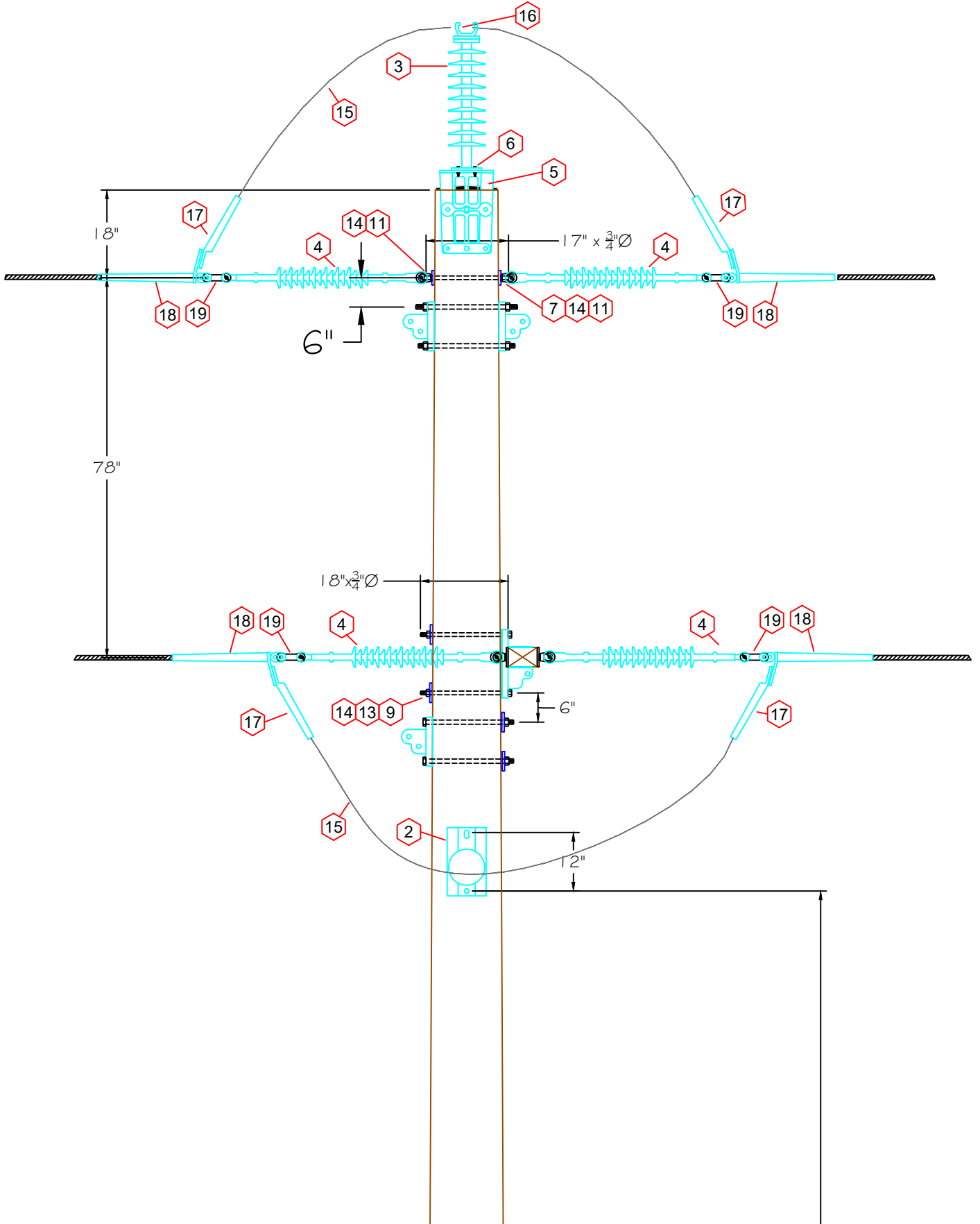
DATE: 3/27/24
REV:
DRAWN: JBP
CHK: DA



PG 1
OF 10

BEAVER TRANSMISSION POLE REPLACEMENT CONSTRUCTION SPEC #2

1 VLV60



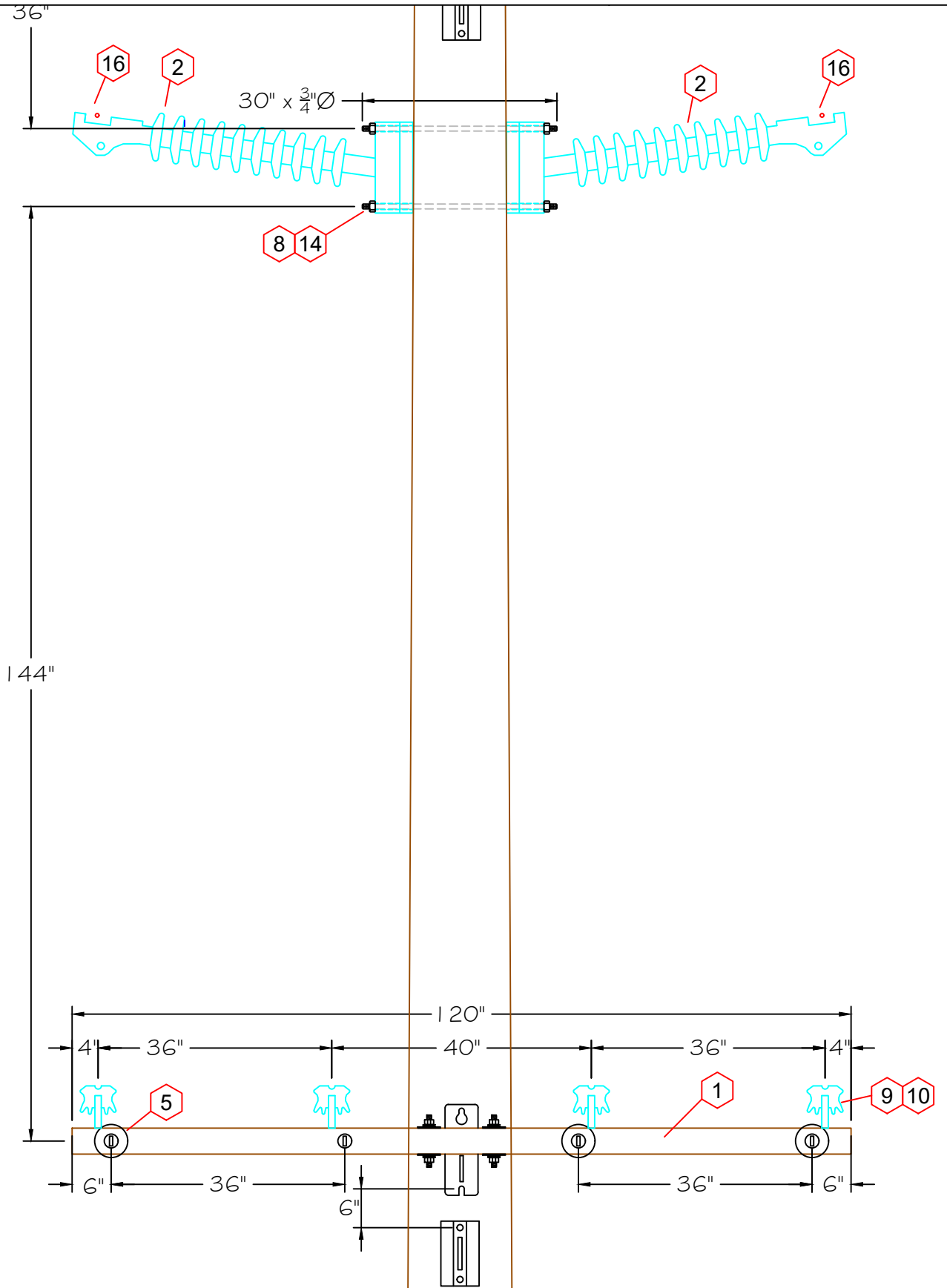
DATE: 3/27/24
REV:
DRAWN: JBP
CHK: DA



PG 2
OF 10

BEAVER TRANSMISSION POLE REPLACEMENT CONSTRUCTION SPEC #2

CUTSDD10



DATE: 3/27/24

REV:

DRAWN: JBP

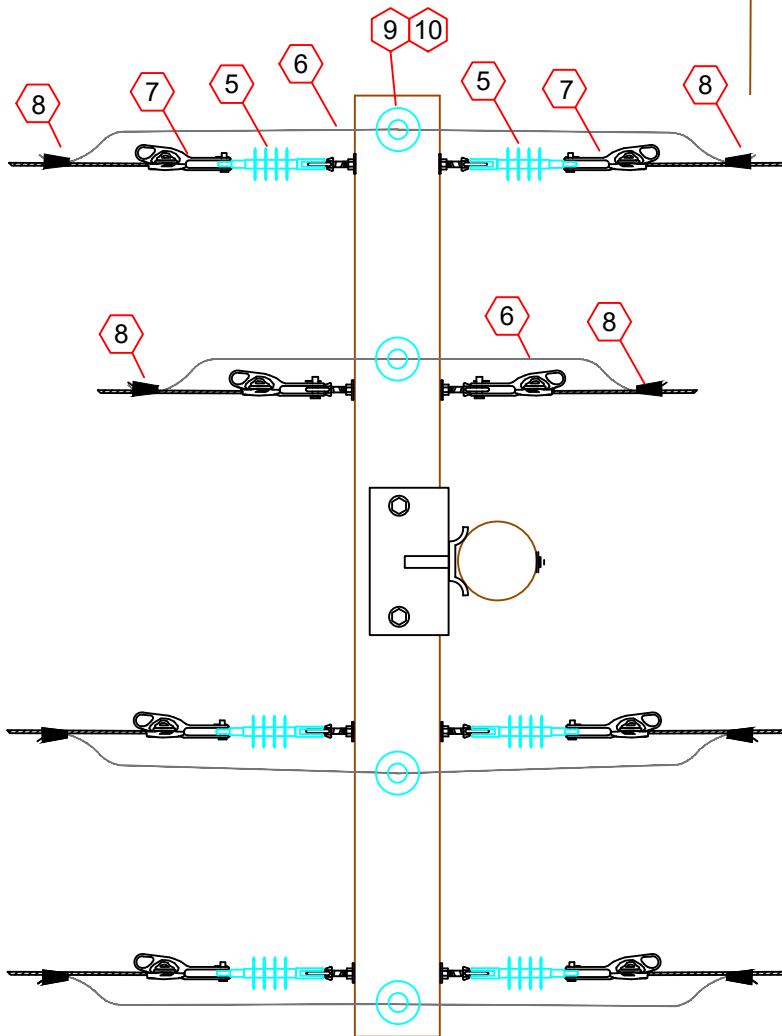
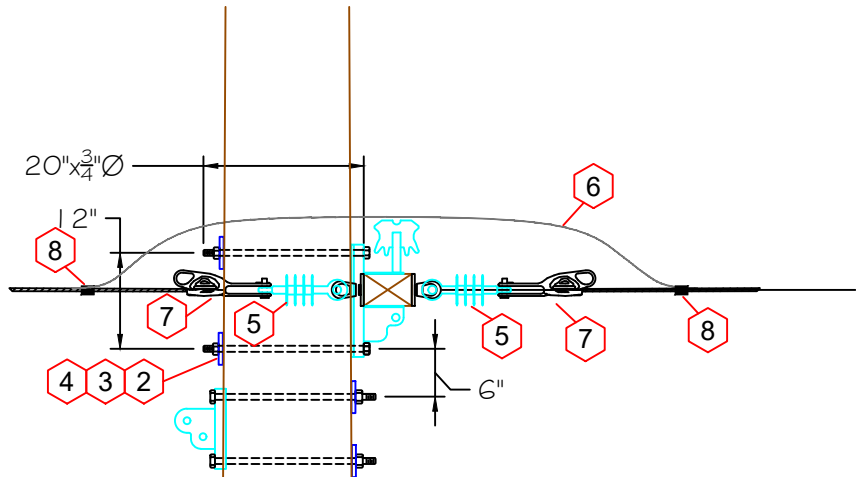
CHK: DA



PG 3
OF 10

BEAVER TRANSMISSION POLE REPLACEMENT CONSTRUCTION SPEC #2

CUTSDD10



DATE: 3/27/24

REV:

DRAWN: JBP

CHK: DA



PG 4
OF 10

BEAVER TRANSMISSION POLE REPLACEMENT CONSTRUCTION SPEC #2

69DX1

ITEM	DESCRIPTION	QTY	STOCK#
1	D.E. FIBERGLASS ARM,10' ASSEMBLY	1	1095010
2	POST INSUL-HORIZ 69KV POLY	2	4063000
3	POST INSUL-VERT 69KV POLY	1	4063200
4	SUSP INSULATOR 69KV POLY	6	4063800
5	POLE TOP BRACKET 69KV	1	4534000
6	MACH BOLT - 14 X 3/4"	4	4534100
7	DOUBLE ARMING BOLT, 18" x 3/4"	1	3091800
8	DOUBLE ARMING BOLT, 32" x 3/4"	2	3093200
9	MACH BOLT, 18" x 3/4"	6	3041800
10	MACH BOLT, 20" x 3/4"	0	3042000
11	EYE NUT 3/4"	2	3232000
12	WASHER - ROUND GALV. - 3/4"	10	3281200
13	WASHER - SQ CURV 4"	12	3306000
14	WASHER - DBL COIL LOCK - 3/4	10	3331000
15	JUMPER 795AAC	3	5483800
16	CLAMP, POST INSULATOR, 795AAC, NO ARMOR ROD	3	6547000
17	DEADEND JUMPER PADDLE, 795AAC	6	6522700
18	DEAD-END, COMPRESSION, 795AAC	6	6522500/6522600
19	CLEVIS CLEVIS	6	4950200

CUTSDD10

ITEM	DESCRIPTION	QTY	STOCK #
1	CROSSARM - FBRGLS DE ASSMBLY - 10'	1	1095510
2	BOLT MACH - 20" x 3/4"	2	3042000
3	WASHER, SQUARE CURV 4" x 6"	2	3309000
4	WASHER, DOUBLE COIL LOCK, 3/4"	2	3331000
5	SUSPENSION INSUL - 15KV POLY	6	4021500
6	JUMPER 4/0ACSR	6	5012400
7	DEAD-END, BOLTED, 4/0ACSR	4	6531200
8	AMPACT, 4/0ACSR-4/0ACSR	4	6307440
9	PIN TYPE INSULATOR, 15KV	4	4011500
10	CROSSARM PIN	4	4500100

DATE: 3/27/24

REV:

DRAWN: JBP

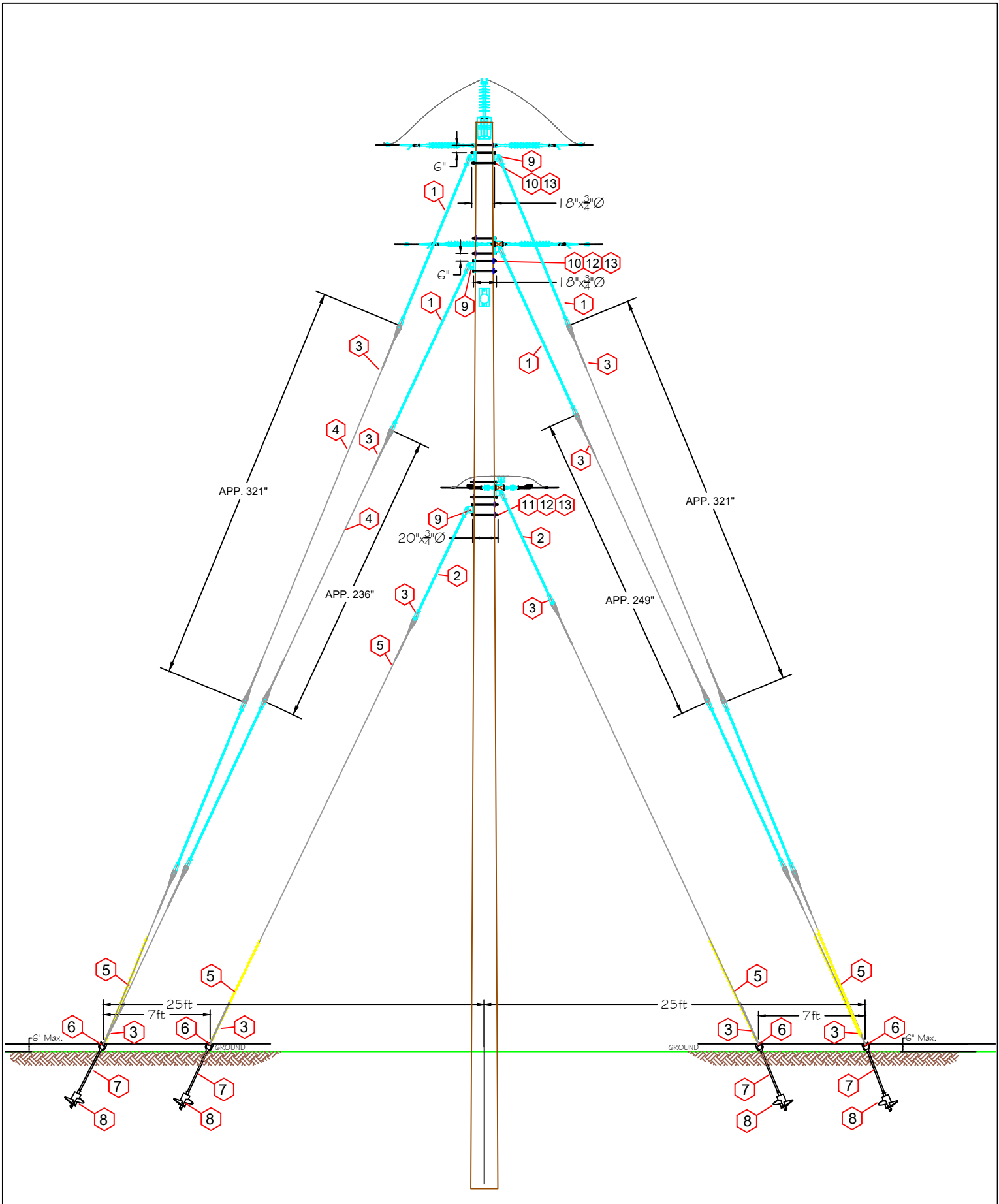
CHK: DA

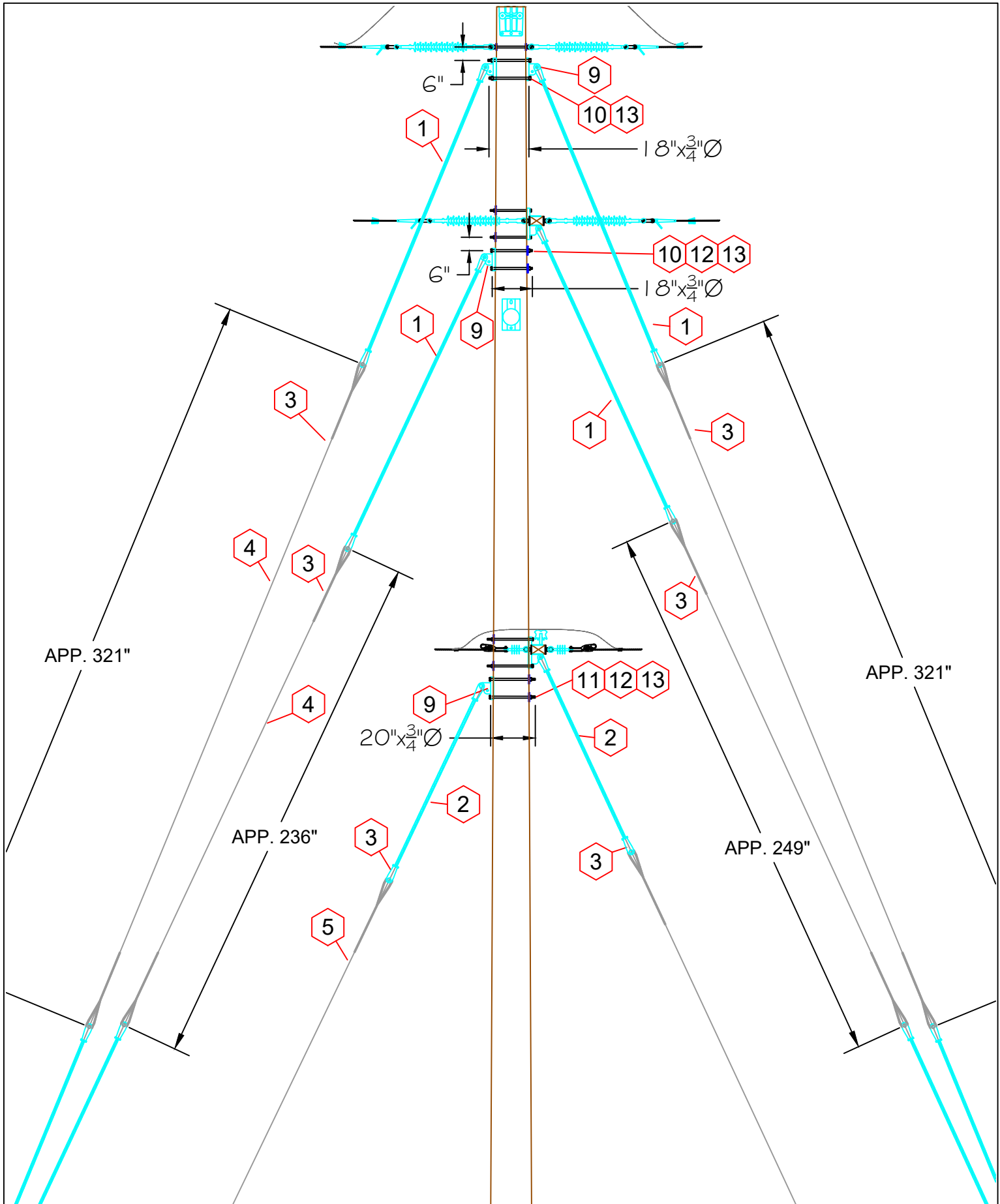


PG 5
OF 10

BEAVER TRANSMISSION POLE REPLACEMENT

CONSTRUCTION SPEC #2





DATE: 3/27/24

REV:

DRAWN: JBP

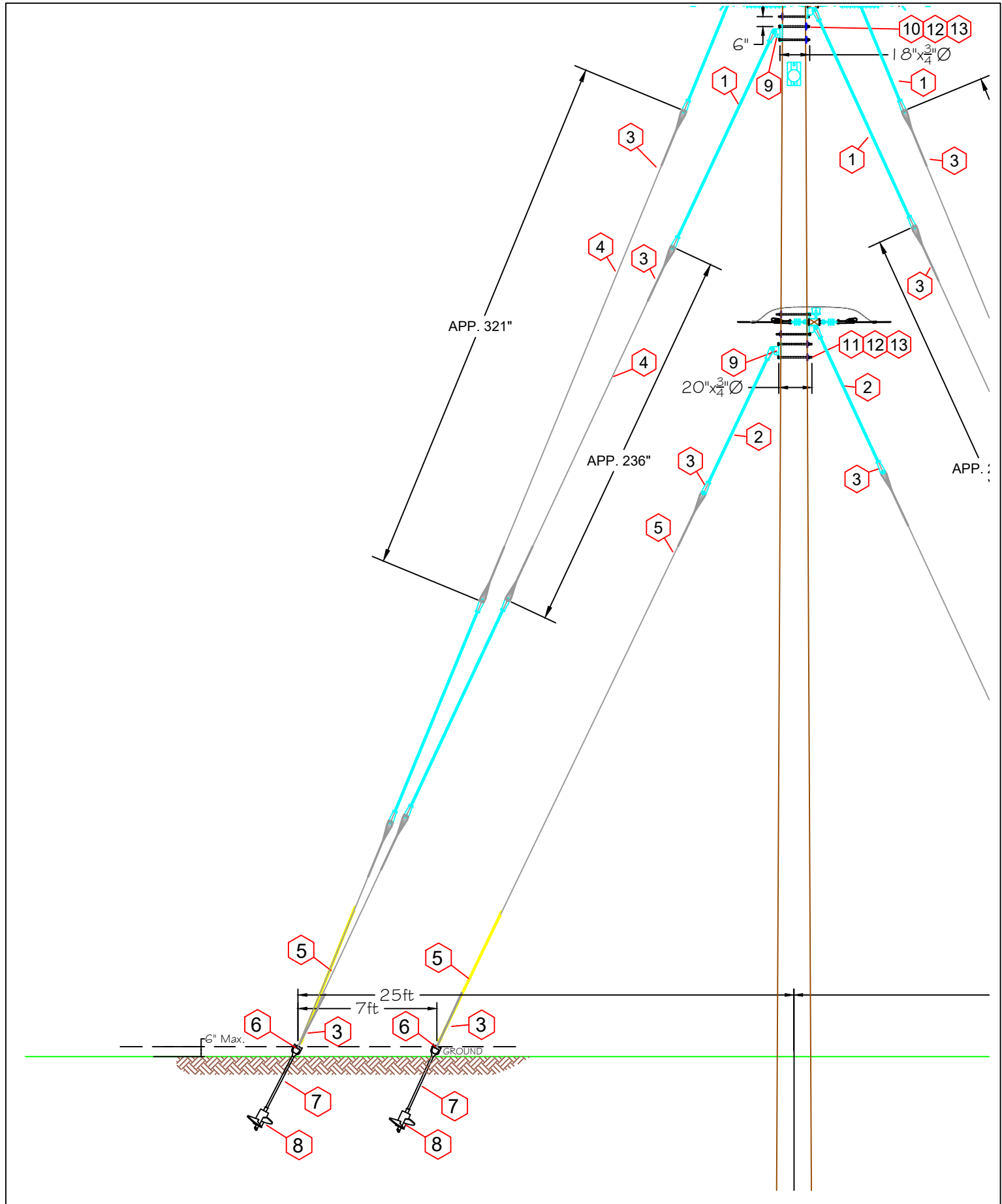
CHK: DA



PG 7
OF 10

BEAVER TRANSMISSION POLE REPLACEMENT

CONSTRUCTION SPEC #2

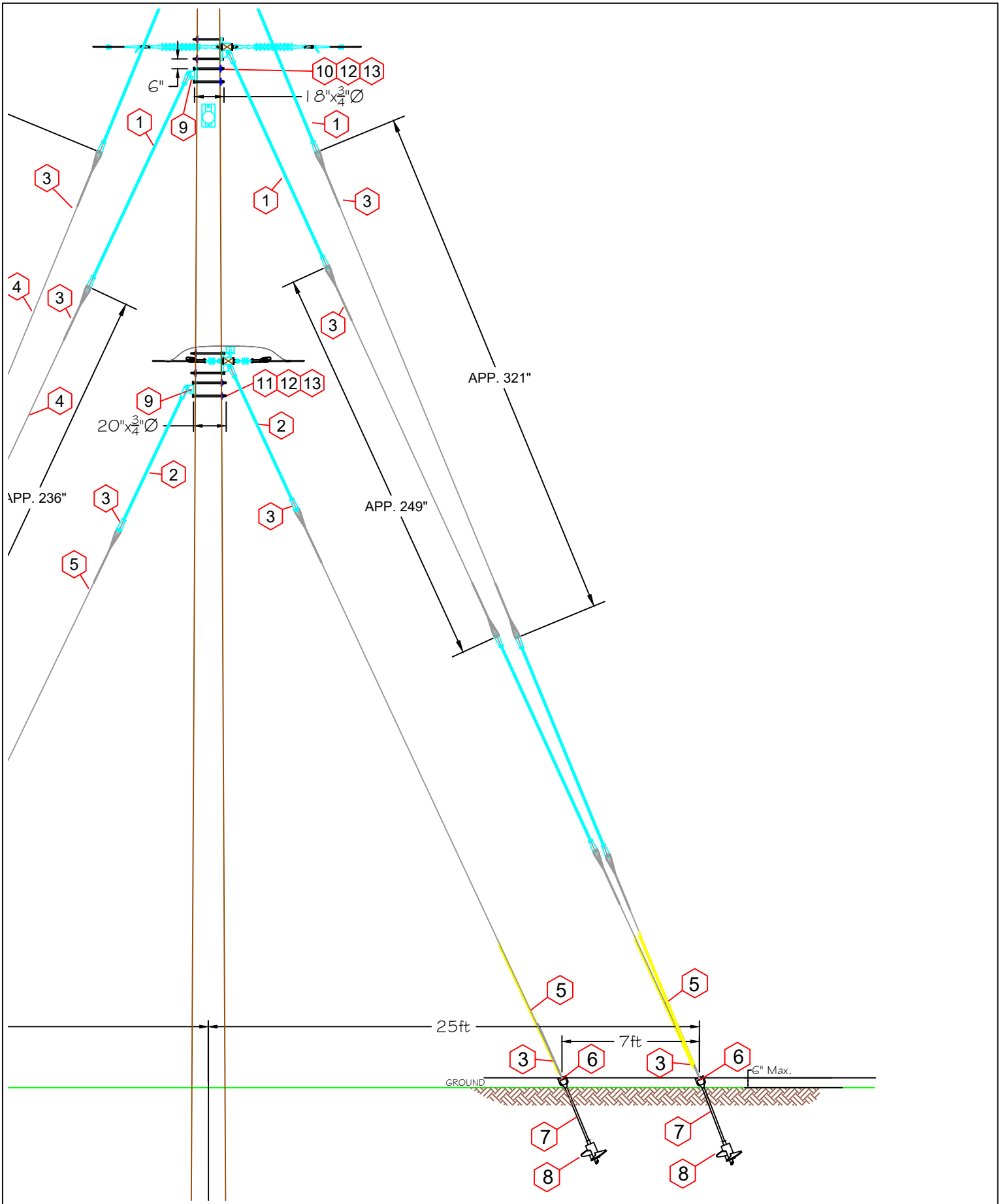


DATE: 3/27/24
 REV:
 DRAWN: JBP
 CHK: DA



PG 8
 OF 10

BEAVER TRANSMISSION POLE REPLACEMENT CONSTRUCTION SPEC #2



DATE: 3/27/24		PG 9
REV:		OF 10
DRAWN: JBP		
CHK: DA		

BEAVER TRANSMISSION POLE REPLACEMENT

CONSTRUCTION SPEC #2

+GY-7

ITEM	DESCRIPTION	QTY	STOCK#
1	GUY STRAIN INSULATOR, 144" FIBERGLASS	8	2552800
2	GUY STRAIN INSULATOR, 96" FIBERGLASS	2	2552600
3	GUY GRIP (PREFORMED) 18M	20	2101000
4	GUY WIRE, 18M	300	2050700
5	GUY GUARD, 8' YELLOW	4	2760100
6	TRIPLE EYE NUT	4	2420100
7	ANCHOR ROD, 7' x 1"	4	2485500
8	SINGLE HELIX ANCHOR, 15"	4	2290100
9	GUY ATTACHMENT, 2-BOLT EYE PLATE	4	2701500
10	MACH BOLT, 18" X 3/4"	4	3041800
11	MACH BOLT, 20" X 3/4"	2	3042000
12	WASHER, SQUARE CURVED 4" x 4"	6	3306000
13	WASHER, DOUBLE COIL LOCK 3/4"	6	3331000

DATE: 3/27/24

REV:

DRAWN: JBP

CHK: DA



PG 10
OF 10

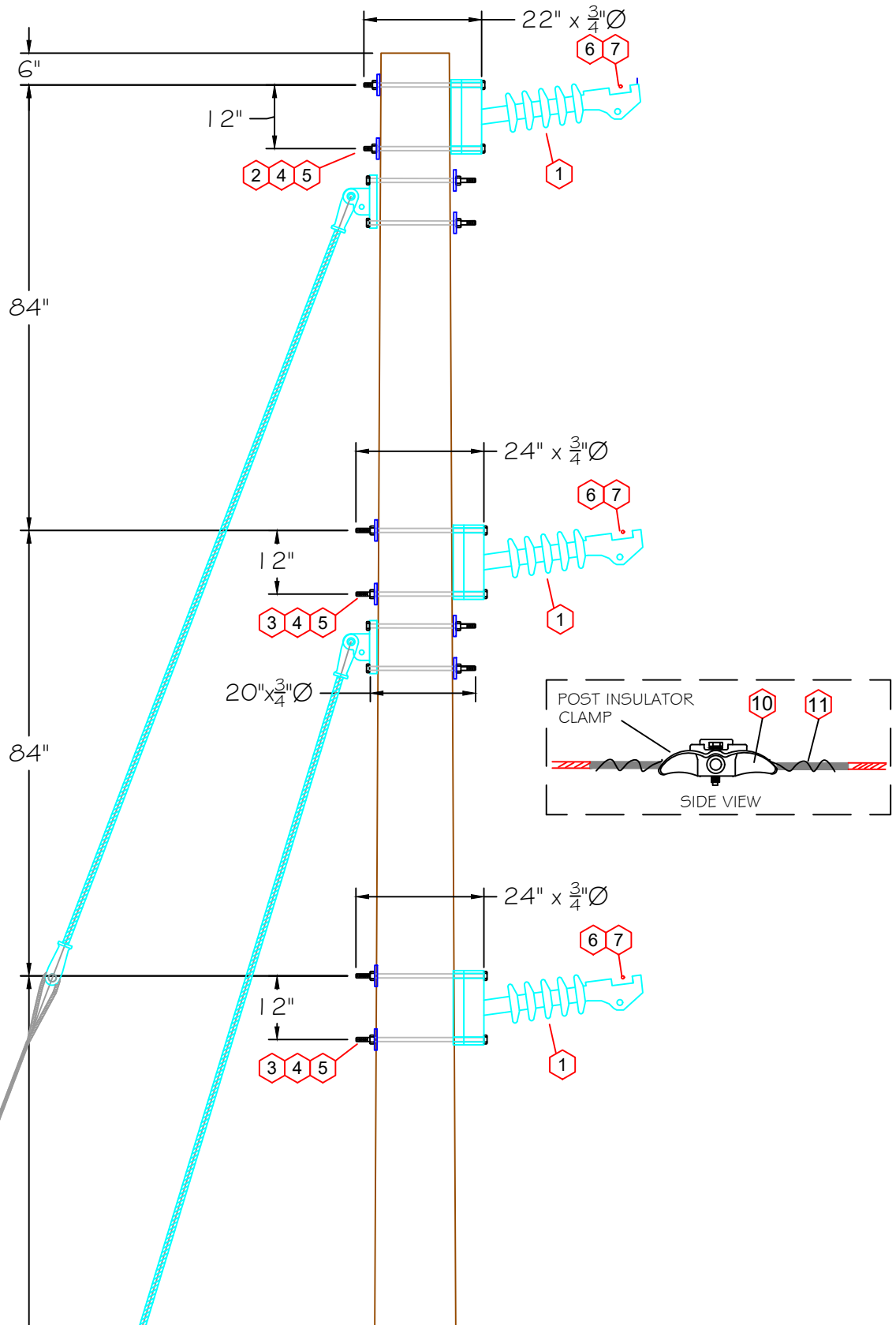
BEAVER TRANSMISSION POLE REPLACEMENT

CONSTRUCTION SPEC #2

FIELD

ROAD

69TV1



DATE: 1/24/24

REV:

DRAWN: JBP

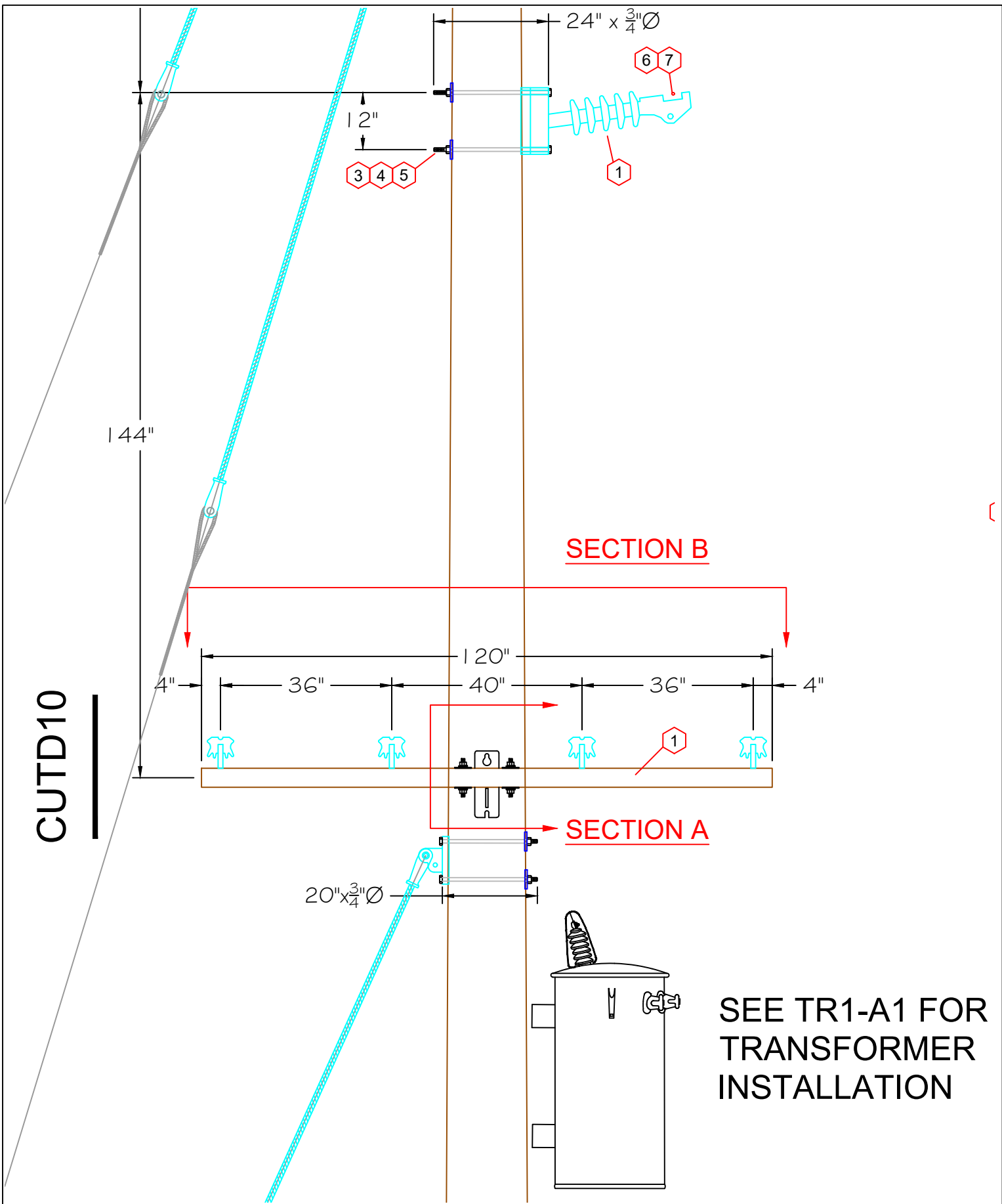
CHK: DA



PG 1
OF 6

BEAVER TRANSMISSION POLE REPLACEMENT

CONSTRUCTION SPEC #3



CUTD10

SECTION B

SECTION A

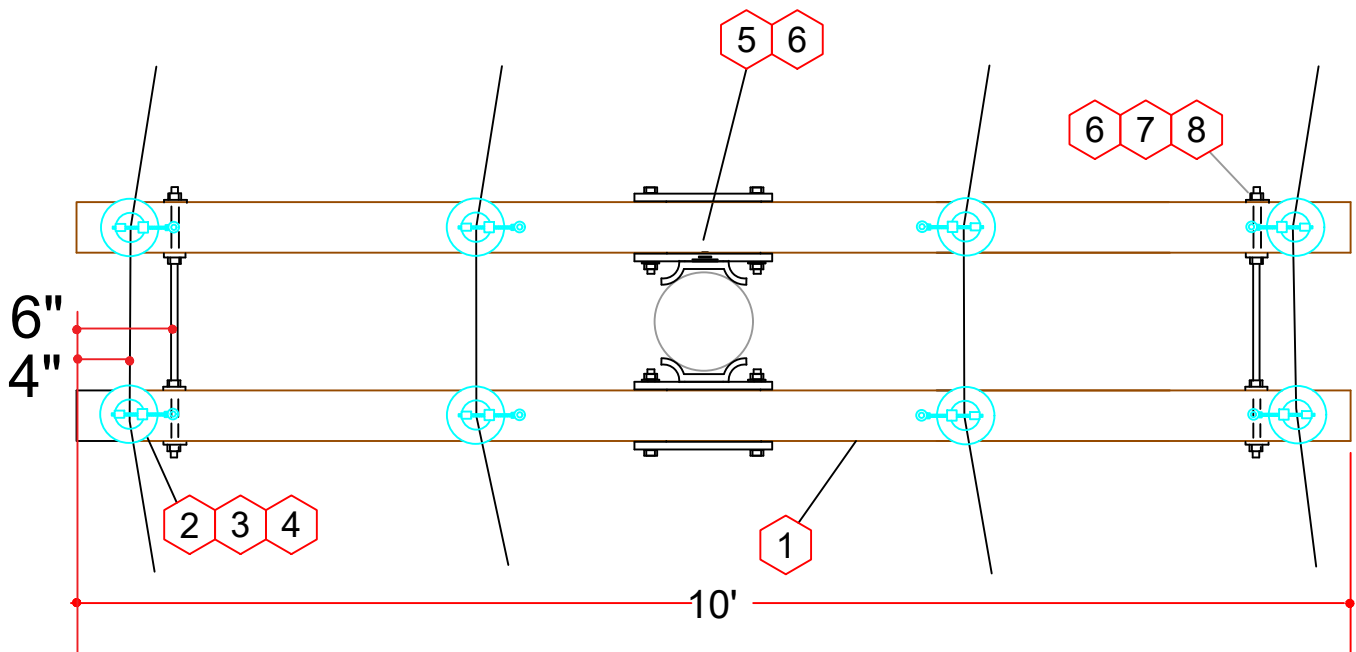
SEE TR1-A1 FOR
TRANSFORMER
INSTALLATION

DATE: 1/24/24
REV:
DRAWN: JBP
CHK: DA

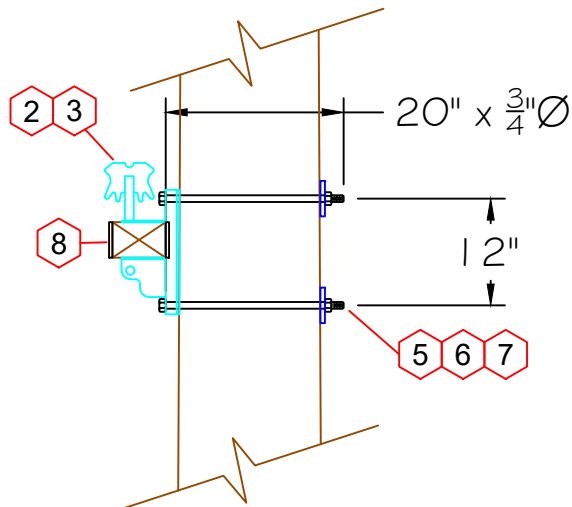


PG 2
OF 6

BEAVER TRANSMISSION POLE REPLACEMENT
CONSTRUCTION SPEC #3



SECTION B



SECTION A

DATE: 1/24/24

REV:

DRAWN: JBP

CHK: DA



PG 3
OF 6

**BEAVER TRANSMISSION POLE REPLACEMENT
CONSTRUCTION SPEC #3**

69TV1

ITEM	DESCRIPTION	QTY	STOCK#
1	POST INSUL - HORZ GB 69KV POLY	2	4063000
2	MACH BOLT, 22" x 3/4"	2	3042200
3	MACH BOLT 24" x 3/4"	2	3042400
4	WASHER, SQ CURVED, 3"	6	3303900
5	WASHER, DOUBLE COIL LOCK, 3/4"	6	3331000
6	POST INSUL CLAMP 795AAC	3	6547500
7	ARMOR ROD 795AAC	3	5953200

CUTD10

ITEM	DESCRIPTION	QTY	STOCK #
1	CROSSARM 10' HD FBGLS TANGENT	2	1051100
2	WISE TOP PIN INSULATOR 15KV	8	4001500
3	CROSSARM PIN	8	4500100
4	TIES 4/0A CSR, DOUBLE SIDE	4	6482000
5	MACH BOLT, 20" x 3/4"	2	3042000
6	WASHER SQUARE CURVED, 4" X 6"	2	3309000
7	WASHER, DOUBLE COIL LOCK, 3/4"	2	3331000
8	BOLT, DA 22" X 5/8"	2	3082200
9	WASHER, SQ FLAT 2-1/4"	8	3292000
10	WASHER, DOUBLE COIL LOCK, 5/8"	10	3330900

DATE: 1/24/24

REV:

DRAWN: JBP

CHK: DA

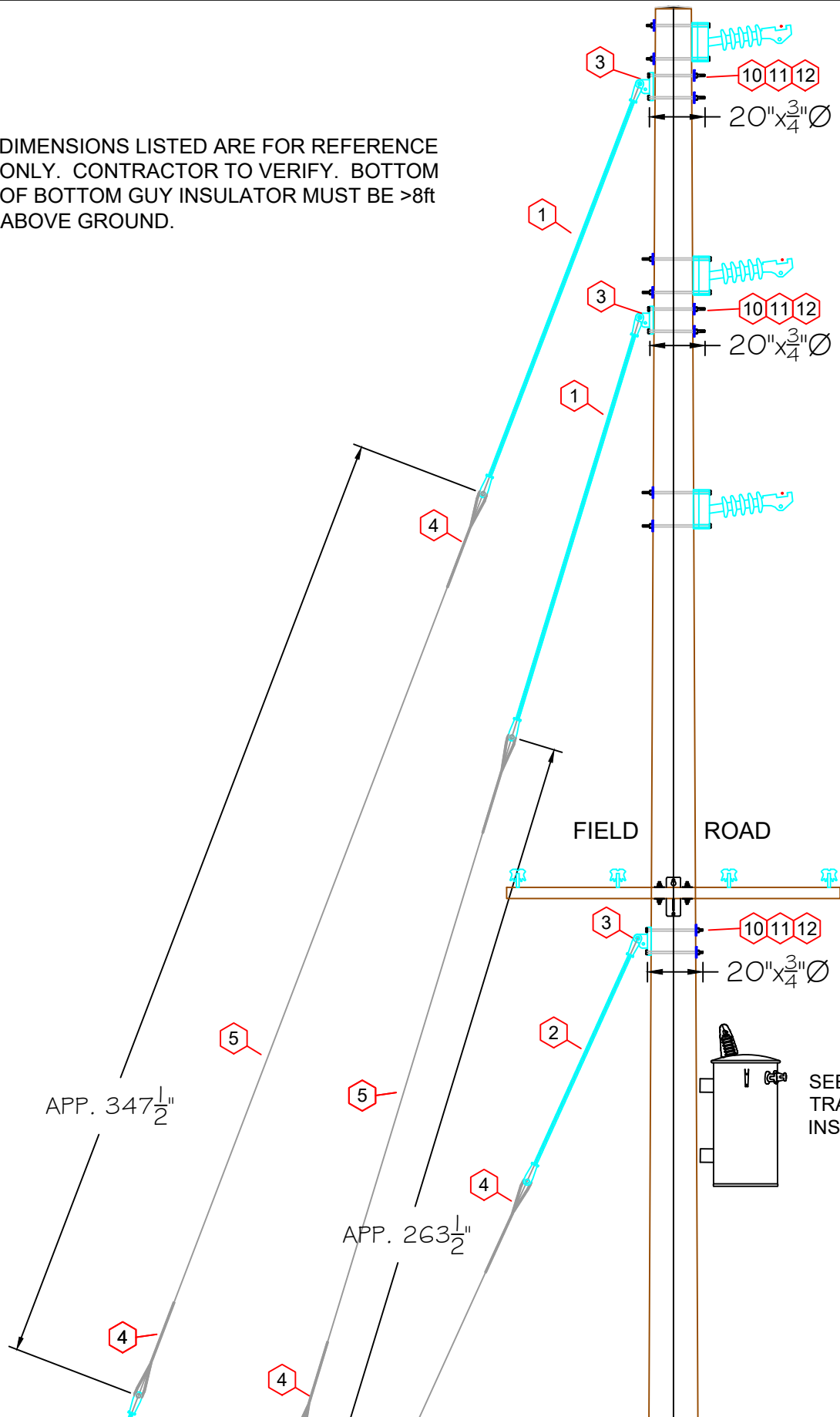


PG 4
OF 6

BEAVER TRANSMISSION POLE REPLACEMENT

CONSTRUCTION SPEC #3

DIMENSIONS LISTED ARE FOR REFERENCE ONLY. CONTRACTOR TO VERIFY. BOTTOM OF BOTTOM GUY INSULATOR MUST BE >8ft ABOVE GROUND.



DATE: 1/24/24

REV:

DRAWN: JBP

CHK: DA

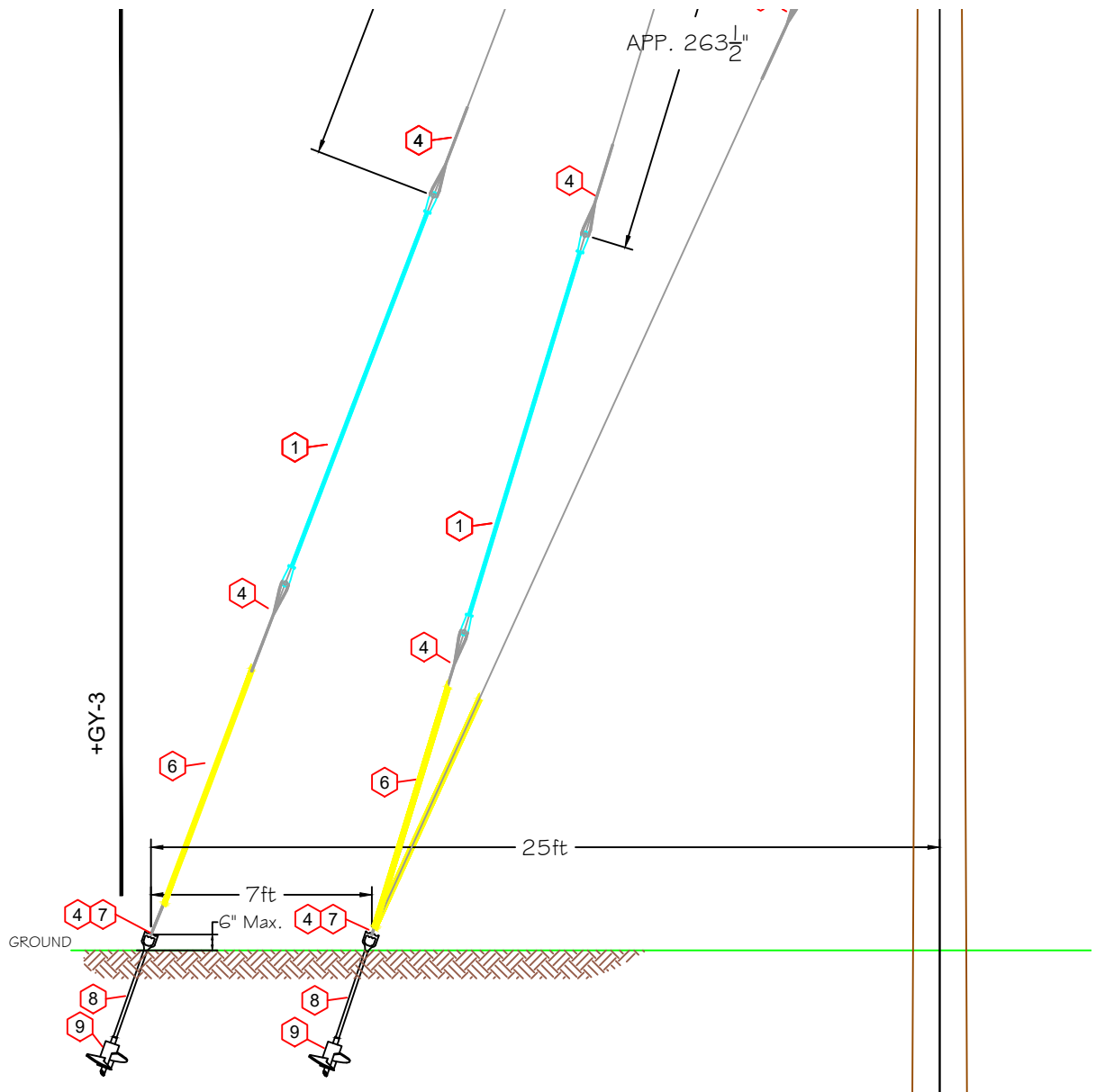


PG 5
OF 6

BEAVER TRANSMISSION POLE REPLACEMENT

CONSTRUCTION SPEC #3

SEE TR1-A1 FOR
TRANSFORMER
INSTALLATION



+GY-3			
ITEM	DESCRIPTION	QTY	STOCK#
1	GUY STRAIN INSULATOR, 144" FIBERGLASS	4	2552800
2	GUY STRAIN INSULATOR, 96" FIBERGLASS	2	2552600
3	GUY ATTACHMENT, 2-BOLT EYE-PLATE	3	2701500
4	GUY GRIP (PREFORMED) 18M	10	2101000
5	GUY WIRE, 18M	250	2050700
6	GUY GUARD, 8' YELLOW	2	2760100
7	TRIPLE EYE NUT	2	2420100
8	ANCHOR ROD, 7' x 1"	2	2485500
9	SINGLE HELIX ANCHOR, 15"	2	2290100
10	MACH BOLT, 20" x 3/4"	6	3042000
11	WASHER, SQUARE CURVED, 4" X 6"	6	3309000
12	WASHER, DOUBLE COIL LOCK	6	3331000

DATE: 1/24/24

REV:

DRAWN: JBP

CHK: DA



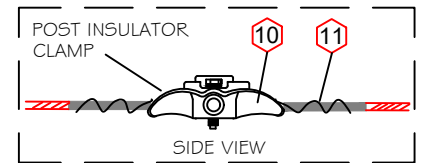
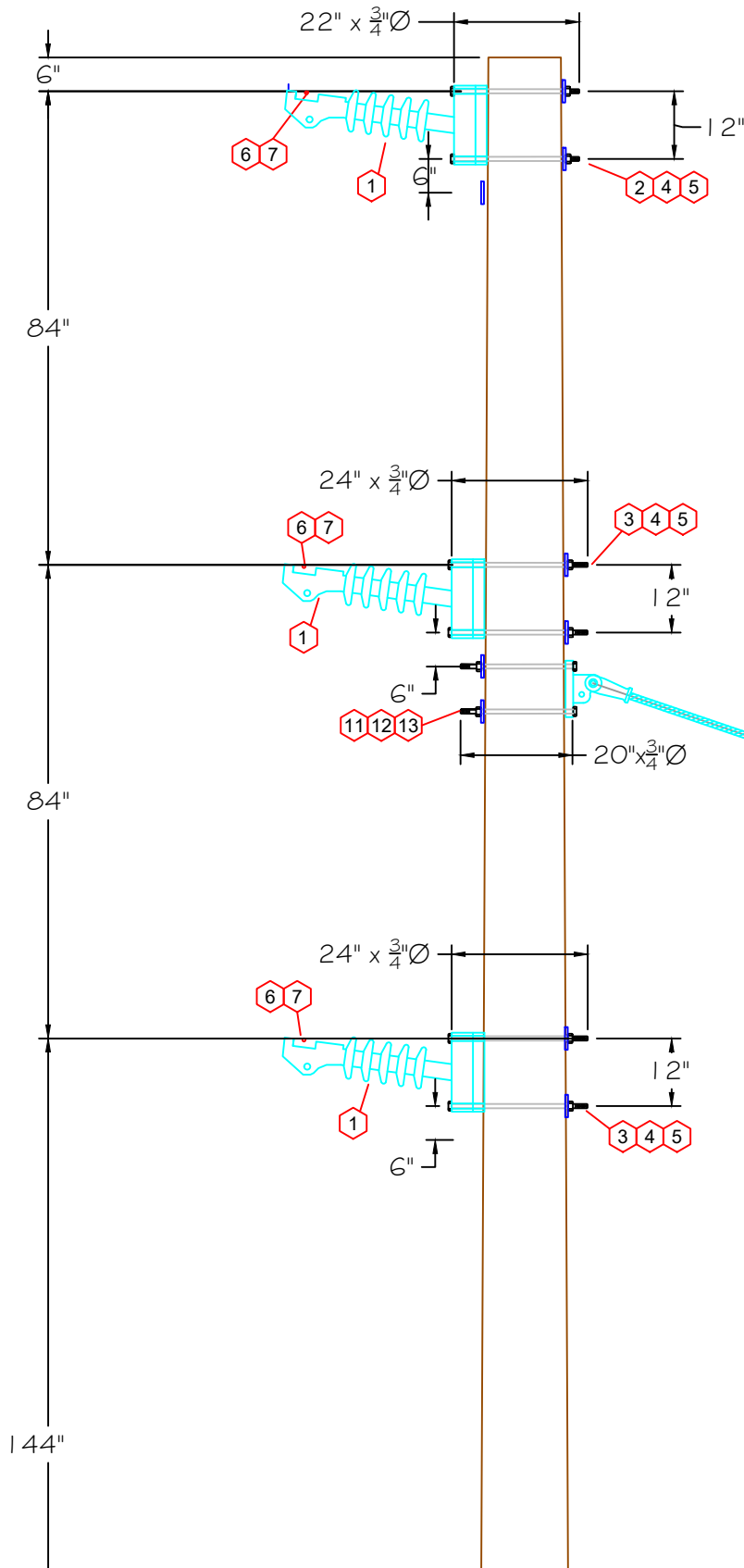
PG 6
OF 6

BEAVER TRANSMISSION POLE REPLACEMENT CONSTRUCTION SPEC #3

FIELD

ROAD

69TV1



DATE: 1/24/24
 REV:
 DRAWN: JBP
 CHK:

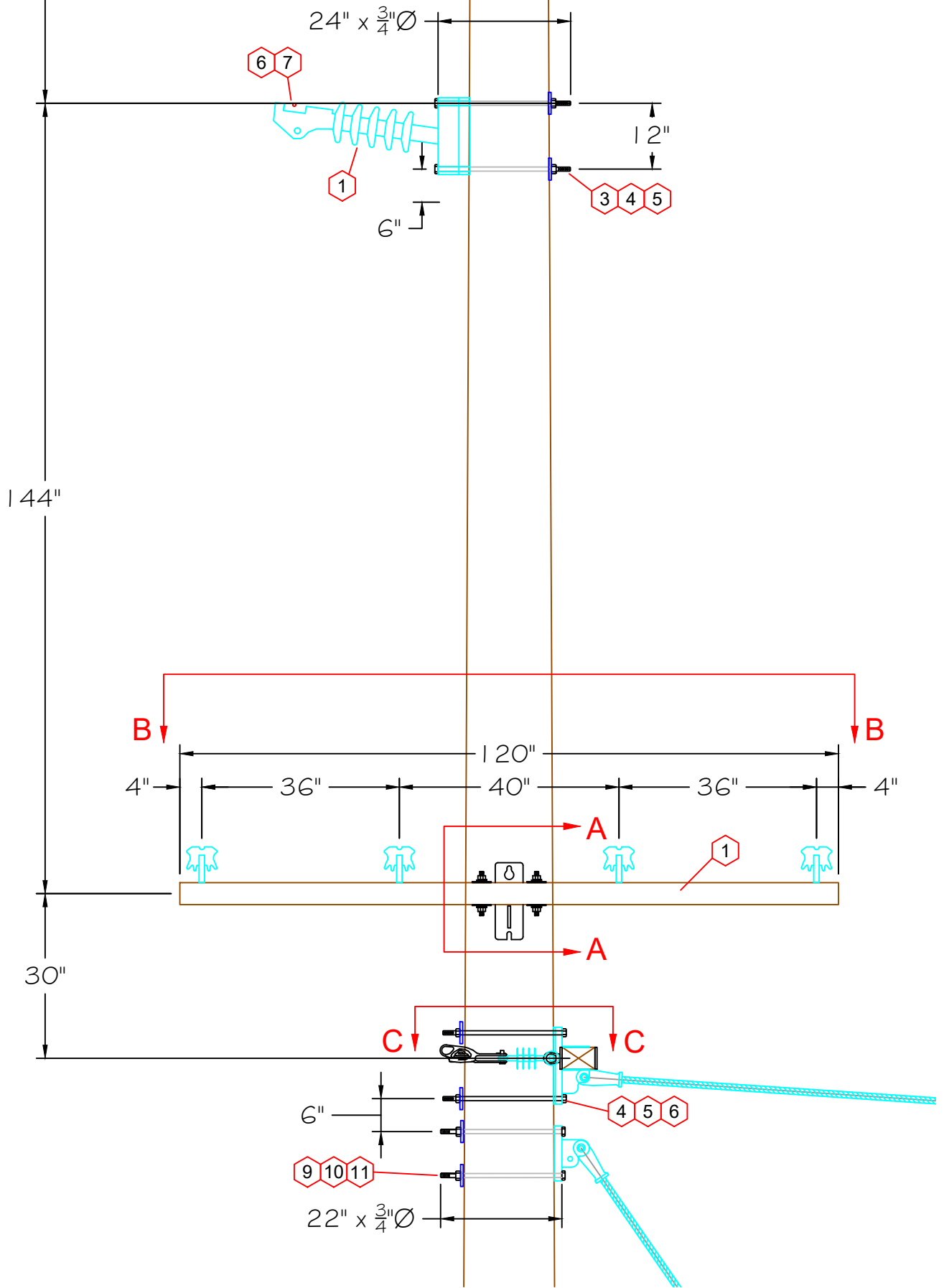


PG 1
 OF 8

BEAVER TRANSMISSION POLE REPLACEMENT

CONSTRUCTION SPEC #4

CUTD10
BUTSD8



DATE: 1/24/24

REV:

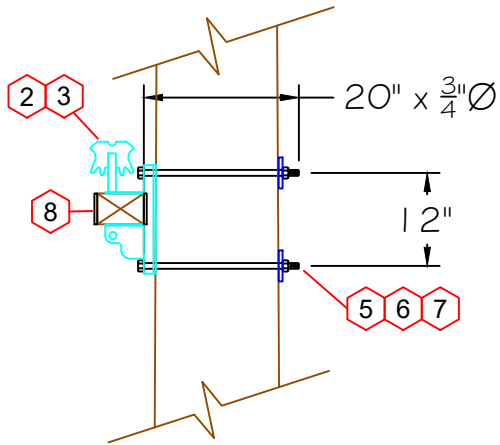
DRAWN: JBP

CHK:

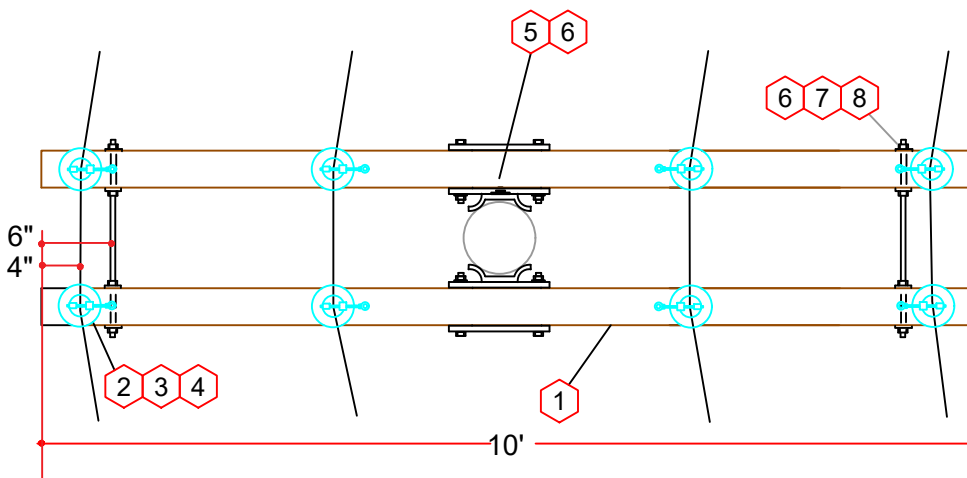


PG 2
OF 8

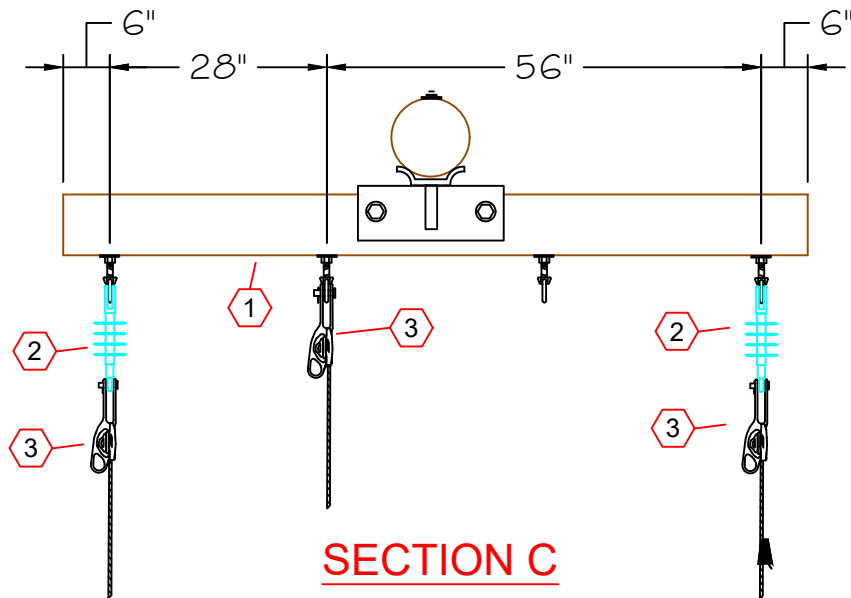
BEAVER TRANSMISSION POLE REPLACEMENT
CONSTRUCTION SPEC #4



SECTION A



SECTION B



SECTION C

DATE: 1/24/24

REV:

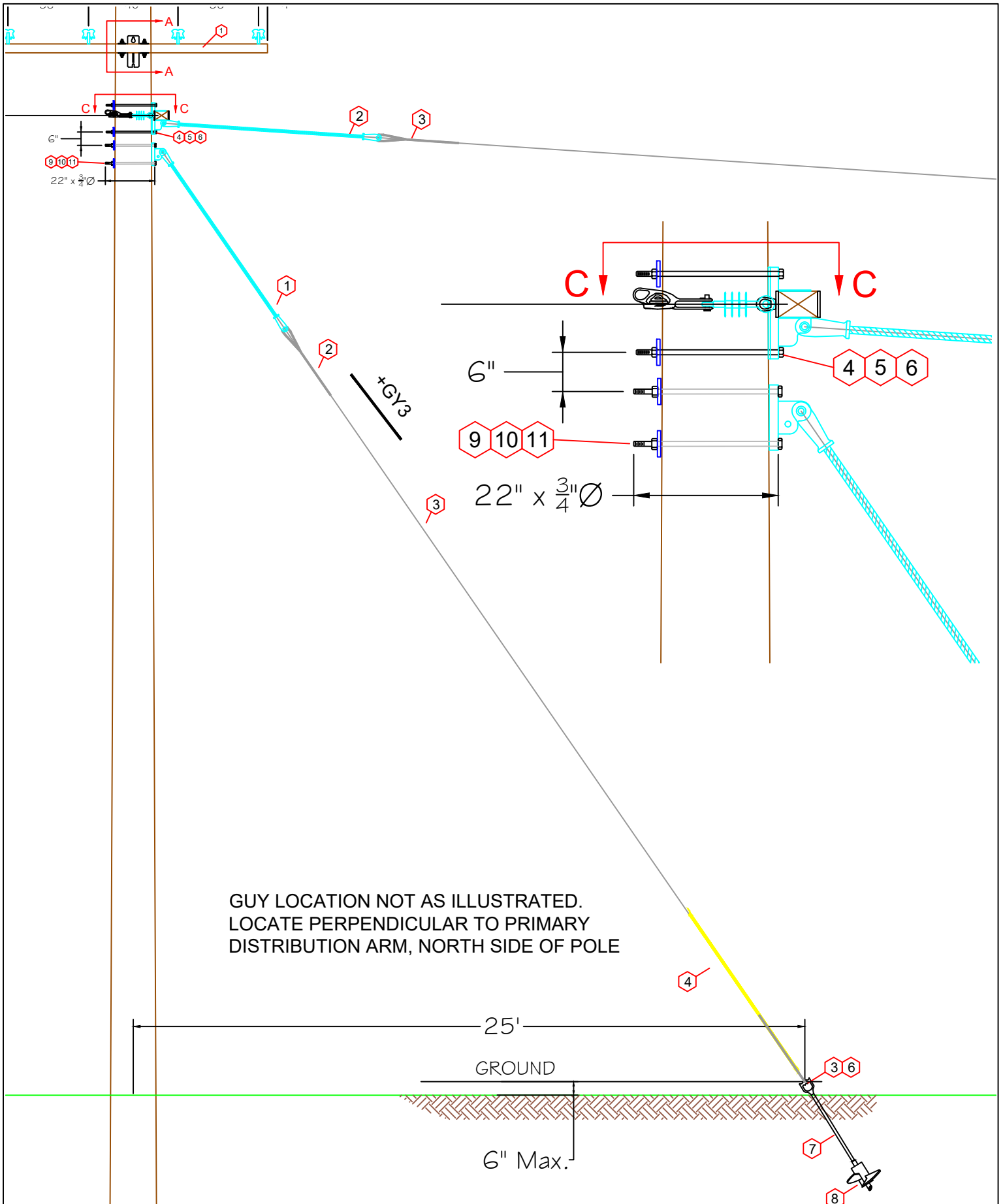
DRAWN: JBP

CHK:



PG 3
OF 8

**BEAVER TRANSMISSION POLE REPLACEMENT
CONSTRUCTION SPEC #4**



DATE: 1/24/24

REV:

DRAWN: JBP

CHK:



PG 4
OF 8

BEAVER TRANSMISSION POLE REPLACEMENT CONSTRUCTION SPEC #4

69TV1			
ITEM	DESCRIPTION	QTY	STOCK#
1	POST INSUL - HORZ GB 69KV POLY	2	4063000
2	MACH BOLT, 22" x 3/4"	2	3042200
3	MACH BOLT 24" x 3/4"	2	3042400
4	WASHER, SQ CURVED, 3"	6	3303900
5	WASHER, DOUBLE COIL LOCK, 3/4"	6	3331000
6	POST INSUL CLAMP 795AAC	3	6547500
7	ARMOR ROD 795AAC	3	5953200

CUTD10			
ITEM	DESCRIPTION	QTY	STOCK #
1	CROSSARM 10' HD FBGLS TANGENT	2	1051100
2	WISE TOP PIN INSULATOR 15KV	8	4001500
3	CROSSARM PIN	8	4500100
4	TIES 4/0ACSR, DOUBLE SIDE	4	6482000
5	MACH BOLT, 20" x 3/4"	2	3042000
6	WASHER SQUARE CURVED, 4" X 6"	2	3309000
7	WASHER, DOUBLE COIL LOCK, 3/4"	2	3331000
8	BOLT, DA 22" X 5/8"	2	3082200
9	WASHER, SQ FLAT 2-1/4"	8	3292000
10	WASHER, DOUBLE COIL LOCK, 5/8"	10	3330900

BUTSD8			
ITEM	DESCRIPTION	QTY	STOCK #
1	CROSSARM 8' HD D.E. FBGLS	1	1095508
2	SUSP INSULATOR, 15KV POLY	2	4021500
3	DEADEND, BOLTED #4/0ACSR	3	6531300
4	MACH BOLT 3/4" X 22" HDG	2	3042200
5	SQ CURV WASHER 3" X 13/16" AL	1	3303900
6	WASHER, DBL COIL LOCK 3/4" GALV	2	3331000

+GY3			
ITEM	DESCRIPTION	QTY	STOCK#
1	GUY STRAIN INSULATOR, 96" FIBERGLASS	1	2552600
2	GUY GRIP (PREFORMED) 18M	2	2101000
3	GUY WIRE, 18M	40	2050700
4	GUY GUARD, 8' YELLOW	1	2760100
5	TRIPLE EYE NUT	1	2420100
6	ANCHOR ROD, 7' x 1"	1	2485500
7	SINGLE HELIX ANCHOR, 15"	1	2290100
8	GUY ATTACHMENT, 2-BOLT EYE PLATE	1	2701500
9	MACH BOLT, 22" X 3/4"	2	3042200
10	WASHER, SQUARE CURVED 4" x 4"	2	3306000
11	WASHER, DOUBLE COIL LOCK 3/4"	2	3331000

DATE: 1/24/24
 REV:
 DRAWN: JBP
 CHK:

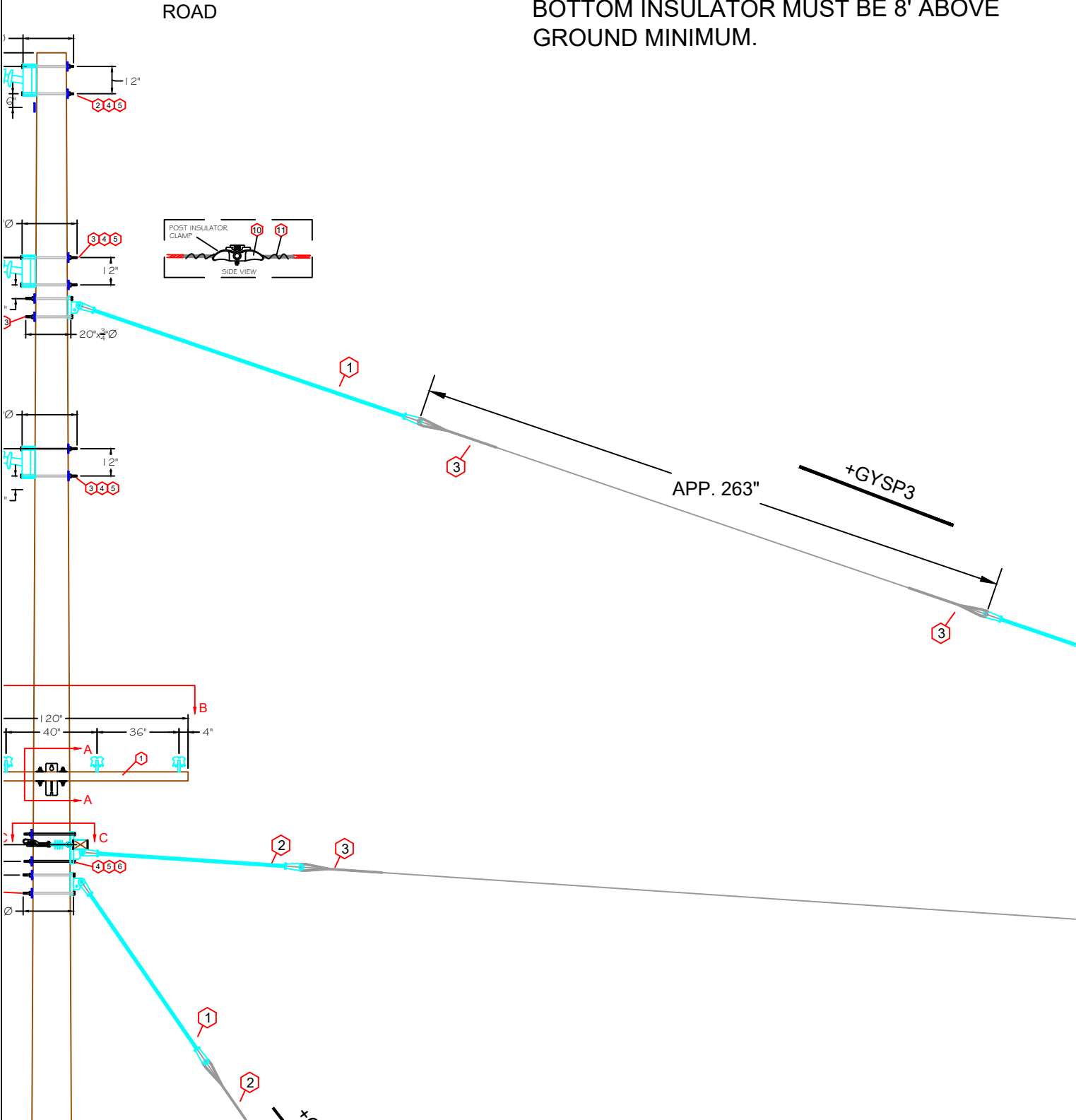


PG 5
 OF 8

**BEAVER TRANSMISSION POLE REPLACEMENT
 CONSTRUCTION SPEC #4**

NOTE:

DISTANCES SHOWN ARE FOR REFERENCE ONLY. BOTTOM OF BOTTOM INSULATOR MUST BE 8' ABOVE GROUND MINIMUM.

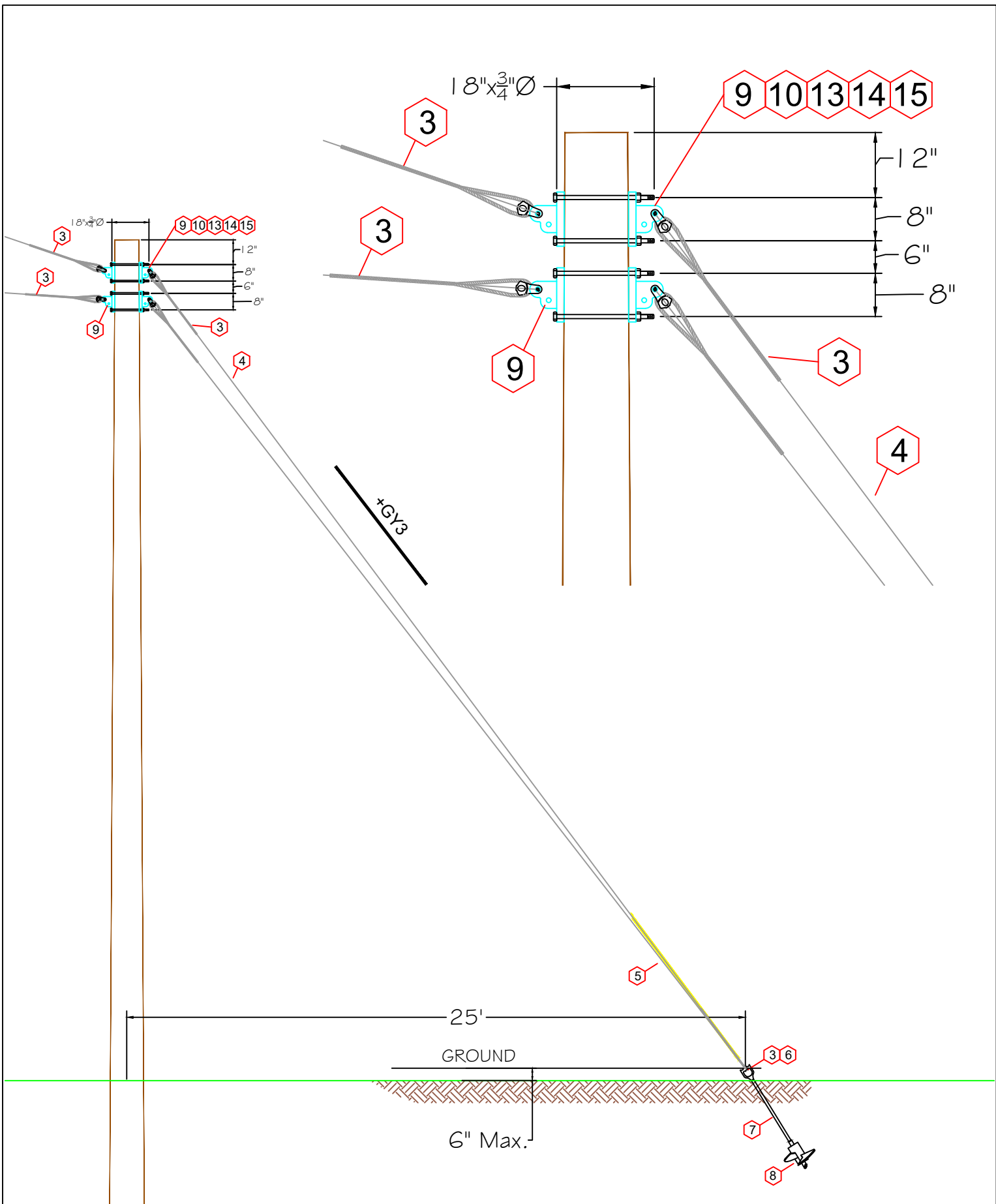


DATE: 1/24/24
REV:
DRAWN: JBP
CHK:



PG 6
OF 8

BEAVER TRANSMISSION POLE REPLACEMENT
CONSTRUCTION SPEC #4



+GYSP3 / +GY3

ITEM	DESCRIPTION	QTY	STOCK#
1	GUY STRAIN INSULATOR, 144" FIBERGLASS	2	2552800
2	GUY STRAIN INSULATOR, 96" FIBERGLASS	1	2552600
3	GUY GRIP (PREFORMED) 18M	10	2101000
4	GUY WIRE, 18M	225	2050700
5	GUY GUARD, 8' YELLOW	2	2760100
6	TRIPLE EYE NUT	1	2420100
7	ANCHOR ROD, 7' x 1"	1	2485500
8	SINGLE HELIX ANCHOR, 15"	1	2290100
9	GUY ATTACHMENT, 2-BOLT EYE PLATE	6	2701500
10	MACH BOLT, 18" X 3/4"	4	3041800
11	MACH BOLT, 20" X 3/4"	2	3042000
12	MACH BOLT, 22" X 3/4"	0	3042200
13	WASHER, SQUARE CURVED 4" x 4"	2	3306000
14	WASHER, DOUBLE COIL LOCK 3/4"	6	3331000
15	CLEVIS THIMBLE	4	2870400

DATE: 1/24/24

REV:

DRAWN: JBP

CHK:

PG 8
OF 8

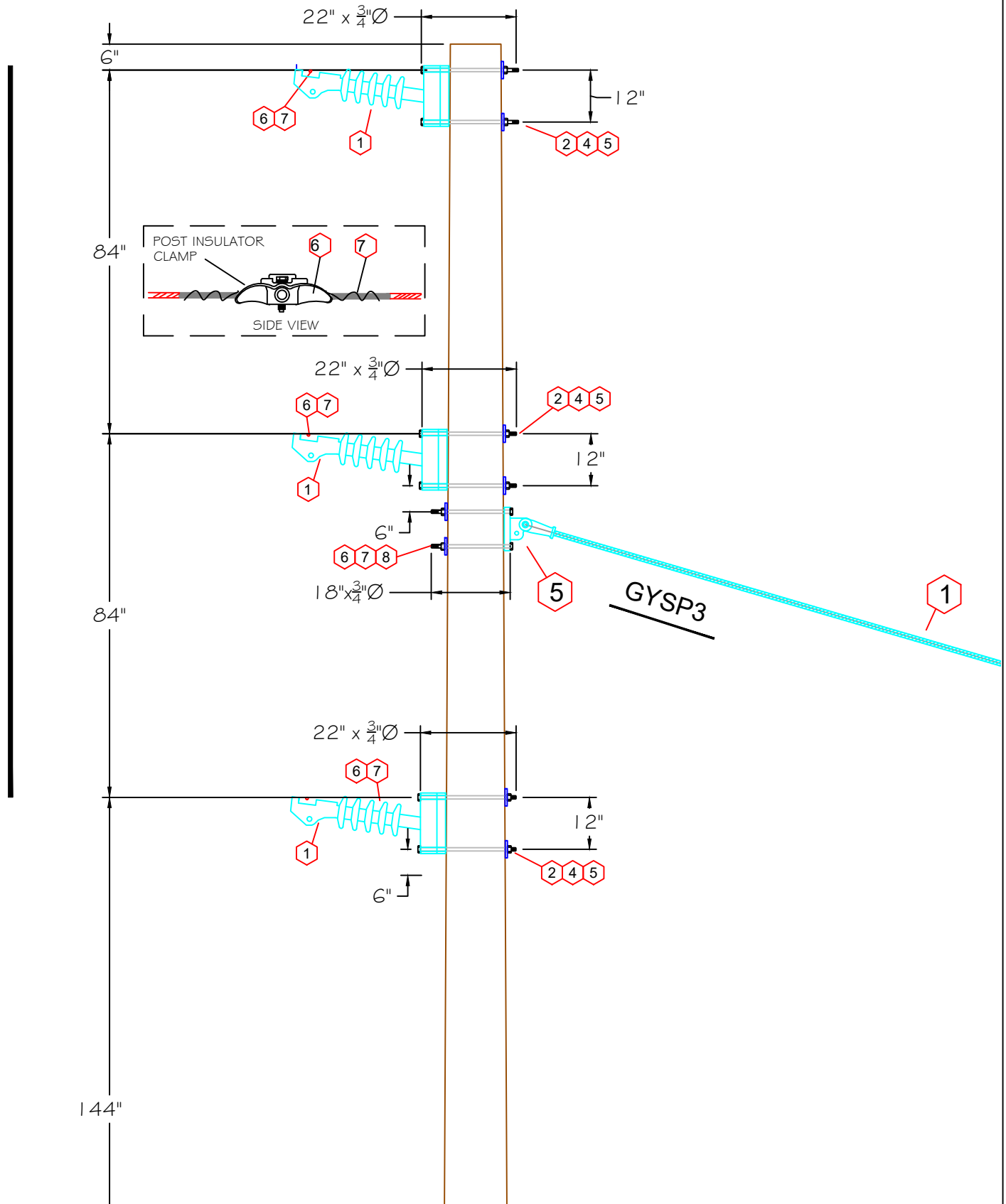
BEAVER TRANSMISSION POLE REPLACEMENT

CONSTRUCTION SPEC #4

FIELD

ROAD

69TV1



DATE: 1/24/24

REV:

DRAWN: JBP

CHK:

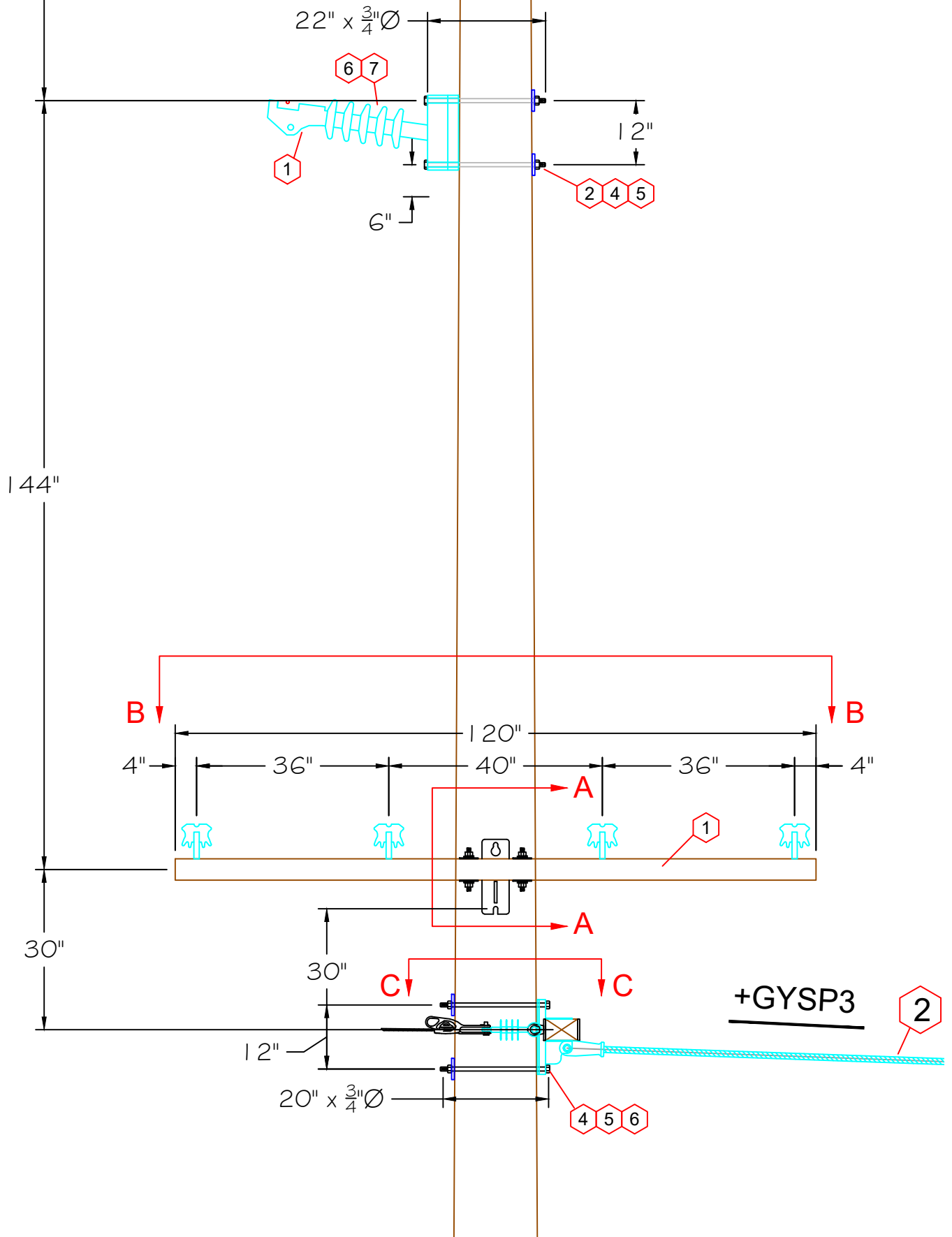


PG 1
OF 5

BEAVER TRANSMISSION POLE REPLACEMENT

CONSTRUCTION SPEC #5

AUTSDD8 CUTD10



DATE: 1/24/24

REV:

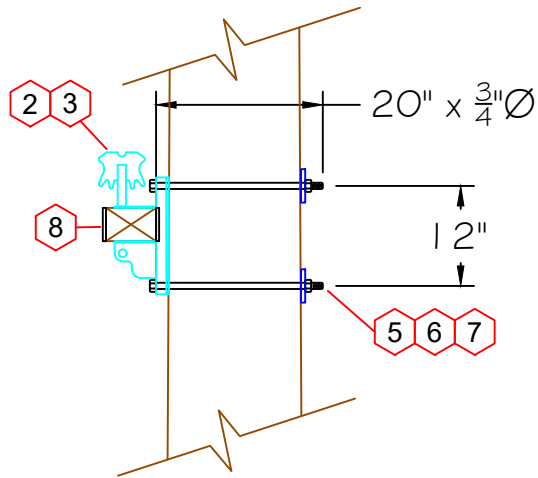
DRAWN: JBP

CHK:

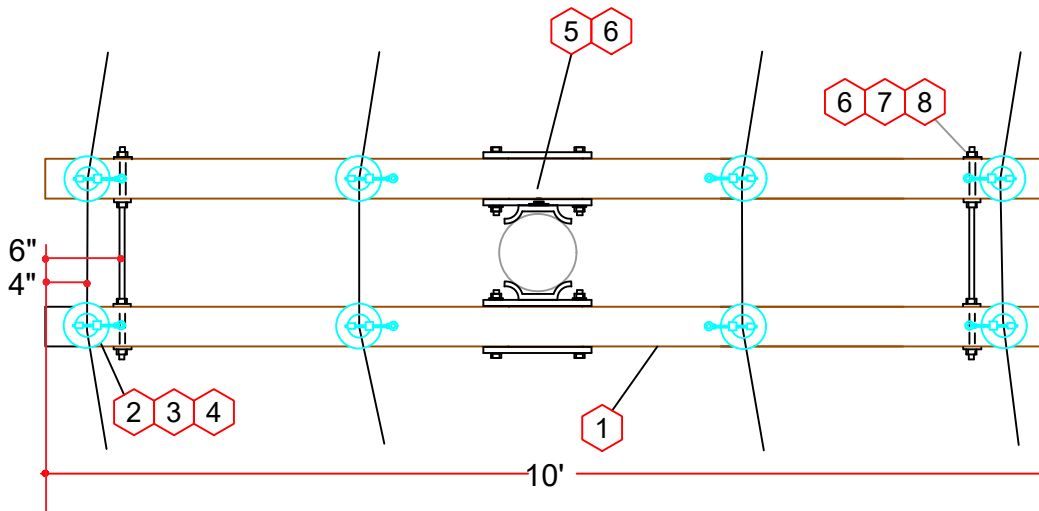


PG 2
OF 5

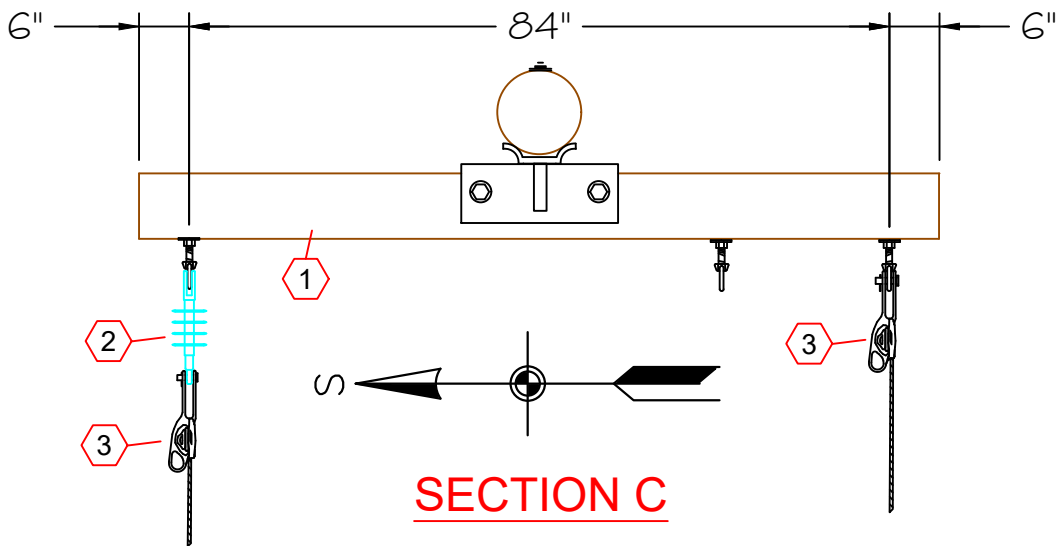
BEAVER TRANSMISSION POLE REPLACEMENT CONSTRUCTION SPEC #5



SECTION A



SECTION B



SECTION C

DATE: 1/24/24

REV:

DRAWN: JBP

CHK:

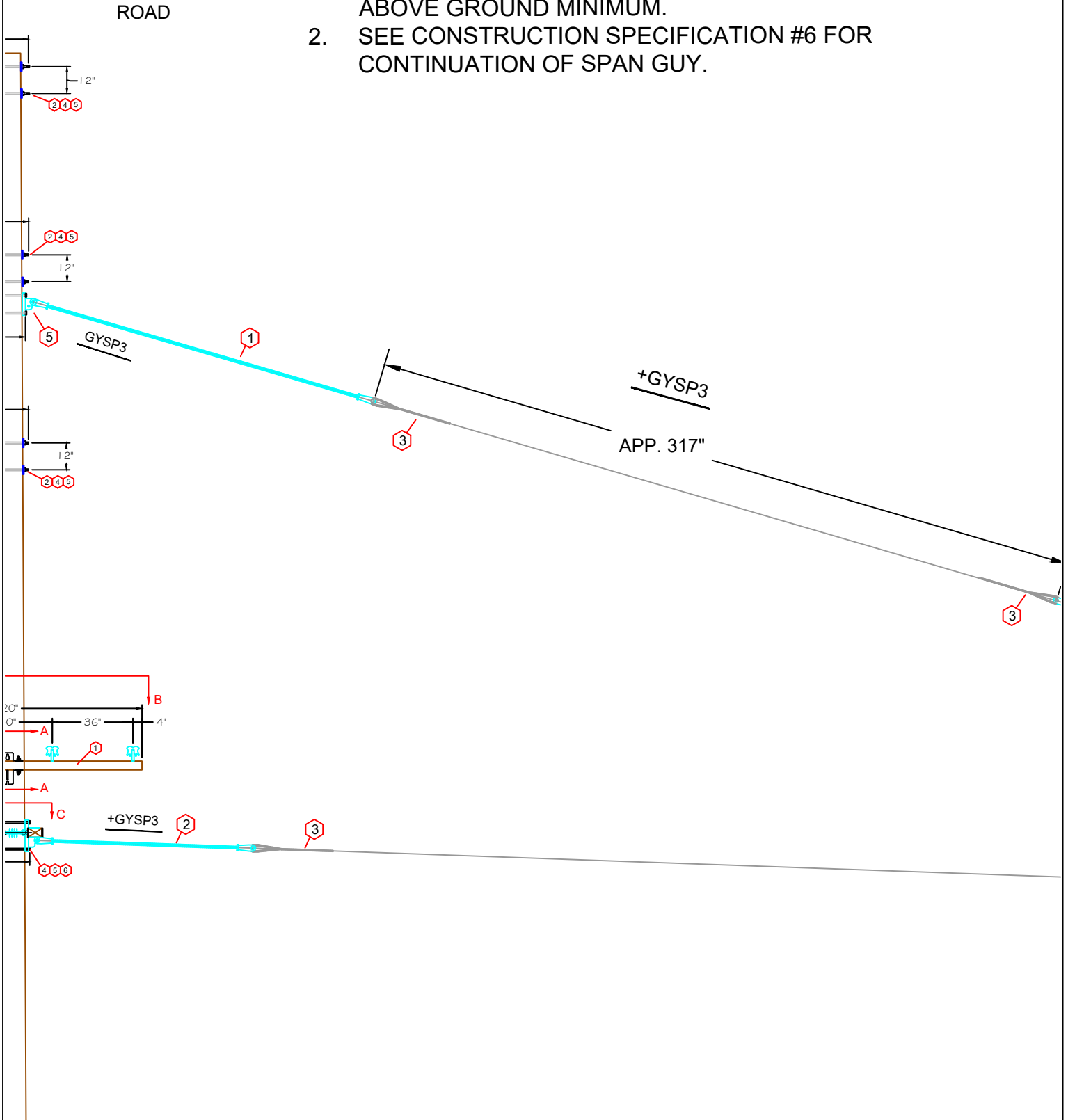


PG 3
OF 5

**BEAVER TRANSMISSION POLE REPLACEMENT
CONSTRUCTION SPEC #5**

NOTE:

1. DISTANCES SHOWN ARE FOR REFERENCE ONLY. BOTTOM OF BOTTOM INSULATOR MUST BE 8' ABOVE GROUND MINIMUM.
2. SEE CONSTRUCTION SPECIFICATION #6 FOR CONTINUATION OF SPAN GUY.



DATE: 1/24/24

REV:

DRAWN: JBP

CHK:



PG 4
OF 5

BEAVER TRANSMISSION POLE REPLACEMENT

CONSTRUCTION SPEC #5

69TV1			
ITEM	DESCRIPTION	QTY	STOCK#
1	POST INSUL - HORZ GB 69KV POLY	2	4063000
2	MACH BOLT, 22" x 3/4"	6	3042200
3	MACH BOLT 24" x 3/4"	2	3042400
4	WASHER, SQ CURVED, 3"	6	3303900
5	WASHER, DOUBLE COIL LOCK, 3/4"	6	3331000
6	POST INSUL CLAMP 795AAC	3	6547500
7	ARMOR ROD 795AAC	3	5953200

CUTD10			
ITEM	DESCRIPTION	QTY	STOCK #
1	CROSSARM 10' HD FBGLS TANGENT	2	1051100
2	WISE TOP PIN INSULATOR 15KV	8	4001500
3	CROSSARM PIN	8	4500100
4	TIES 4/0A CSR, DOUBLE SIDE	4	6482000
5	MACH BOLT, 20" x 3/4"	2	3042000
6	WASHER SQUARE CURVED, 4" X 6"	2	3309000
7	WASHER, DOUBLE COIL LOCK, 3/4"	2	3331000
8	BOLT, DA 22" X 5/8"	2	3082200
9	WASHER, SQ FLAT 2-1/4"	8	3292000
10	WASHER, DOUBLE COIL LOCK, 5/8"	10	3330900

AUTDD8			
ITEM	DESCRIPTION	QTY	STOCK #
1	CROSSARM 8' HD D.E. FBGLS	1	1095508
2	SUSP INSULATOR, 15KV POLY	1	4021500
3	DEADEND, BOLTED #2ACSR	2	6530700
4	MACH BOLT 3/4" X 22" HDG	2	3042200
5	SQ CURV WASHER 3" X 13/16" AL	1	3303900
6	WASHER, DBL COIL LOCK 3/4" GALV	2	3331000

+GYSP3			
ITEM	DESCRIPTION	QTY	STOCK#
1	GUY STRAIN INSULATOR, 144" FIBERGLASS	2	2552800
2	GUY STRAIN INSULATOR, 96" FIBERGLASS	1	2552600
3	GUY GRIP (PREFORMED) 18M	4	2101000
4	GUY WIRE, 18M	225	2050700
5	GUY ATTACHMENT, 2-BOLT EYE PLATE	1	2701500
6	MACH BOLT, 18" X 3/4"	2	3041800
7	WASHER, SQUARE CURVED, 4"X6"	2	3309000
8	WASHER, DOUBLE COIL LOCK, 3/4"	2	3331000

DATE: 1/24/24

REV:

DRAWN: JBP

CHK:

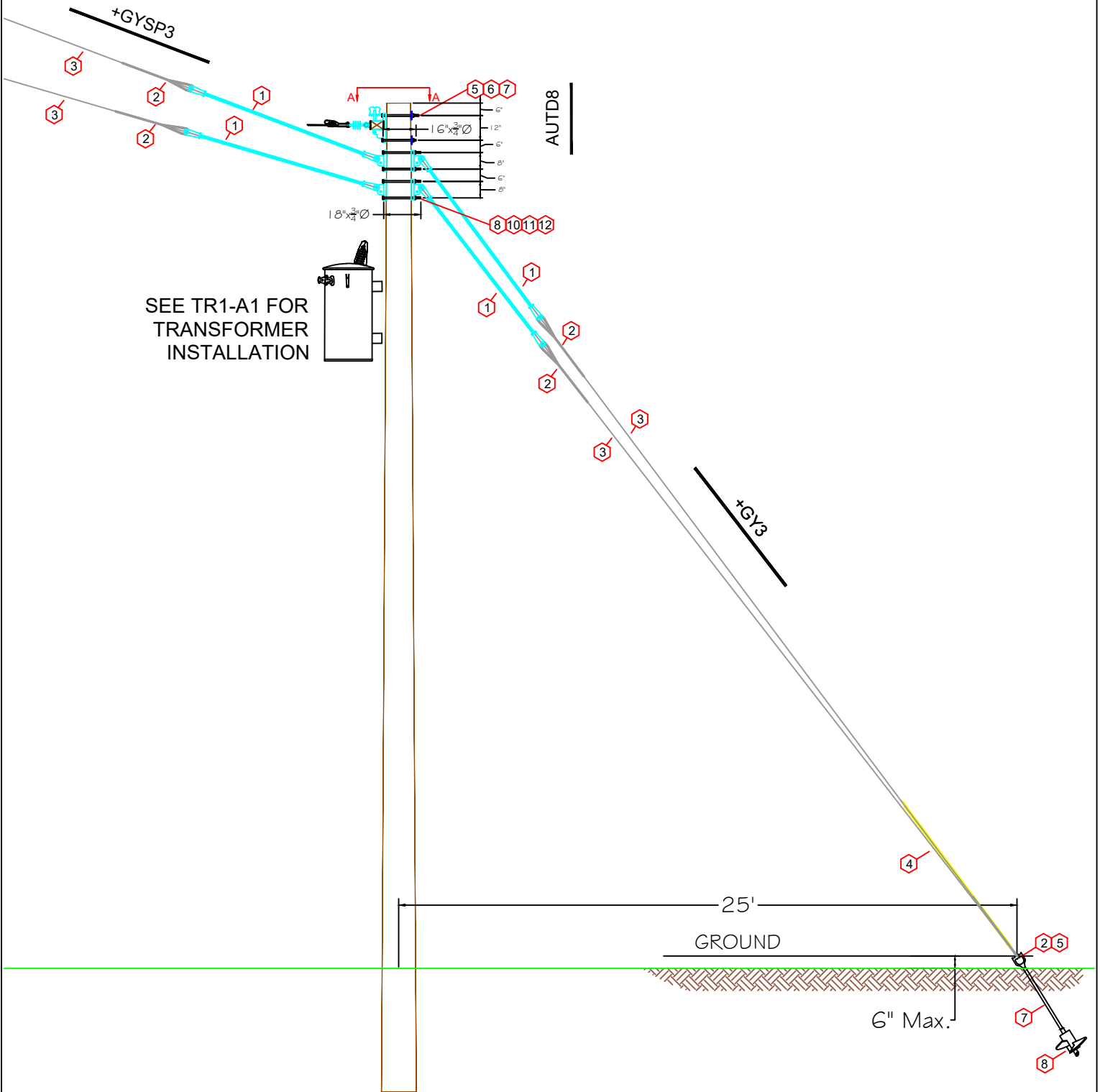


PG 5
OF 5

BEAVER TRANSMISSION POLE REPLACEMENT

CONSTRUCTION SPEC #5

OVERVIEW OF POLE



DATE: 1/24/24

REV:

DRAWN: JBP

CHK:

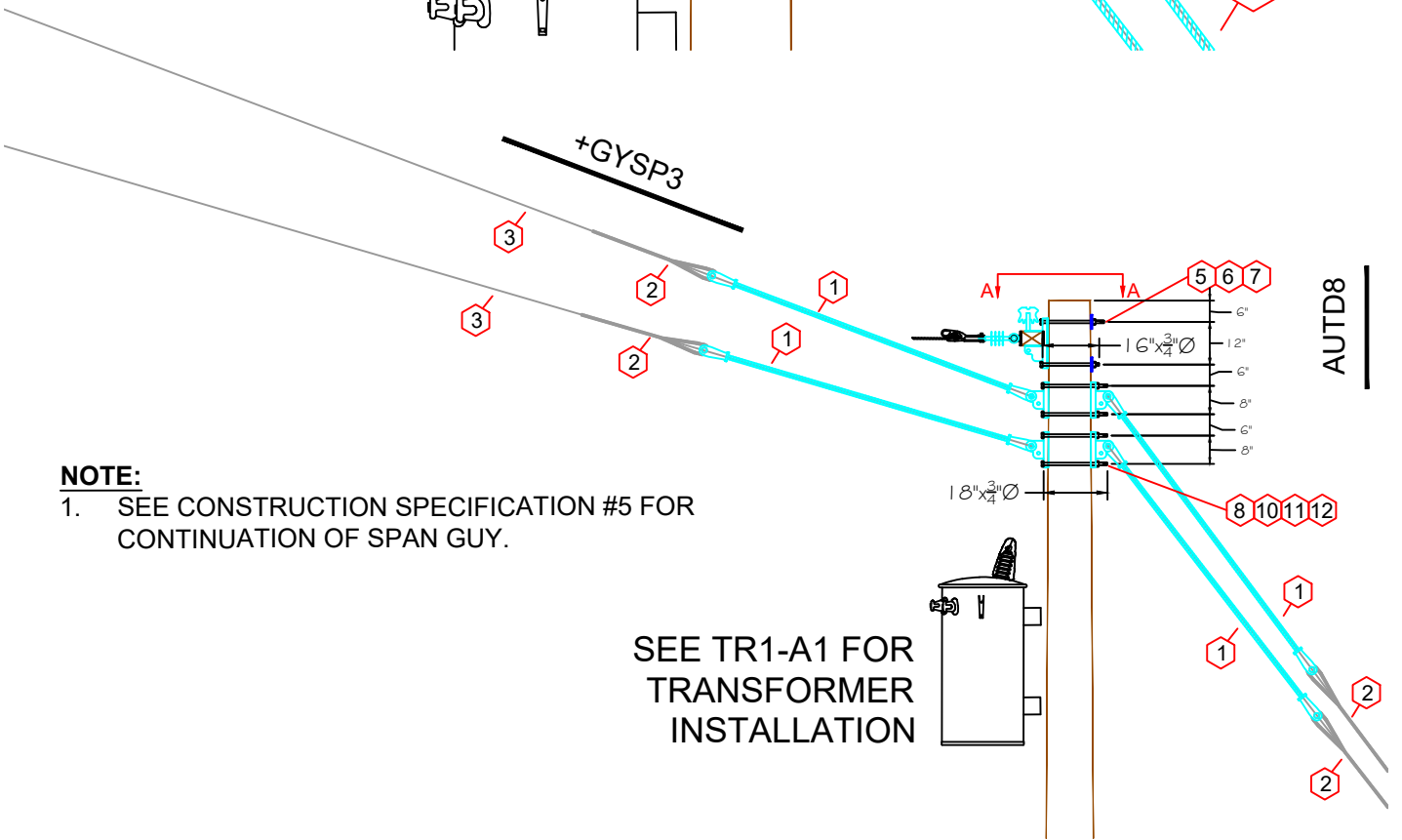
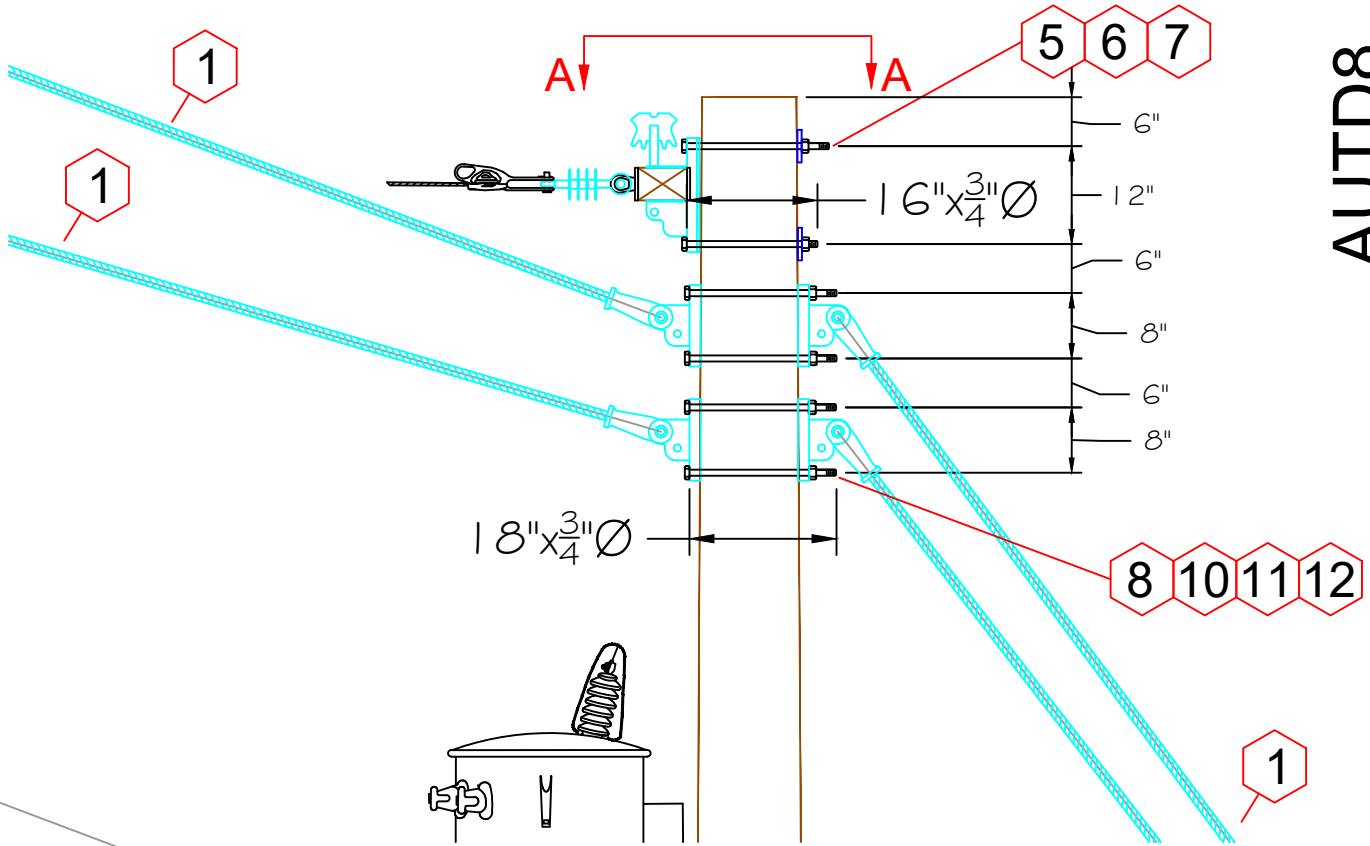


PG 1
OF 5

BEAVER TRANSMISSION POLE REPLACEMENT

CONSTRUCTION SPEC #6

AUTD8



NOTE:

- 1. SEE CONSTRUCTION SPECIFICATION #5 FOR CONTINUATION OF SPAN GUY.

SEE TR1-A1 FOR TRANSFORMER INSTALLATION

DATE: 1/24/24

REV:

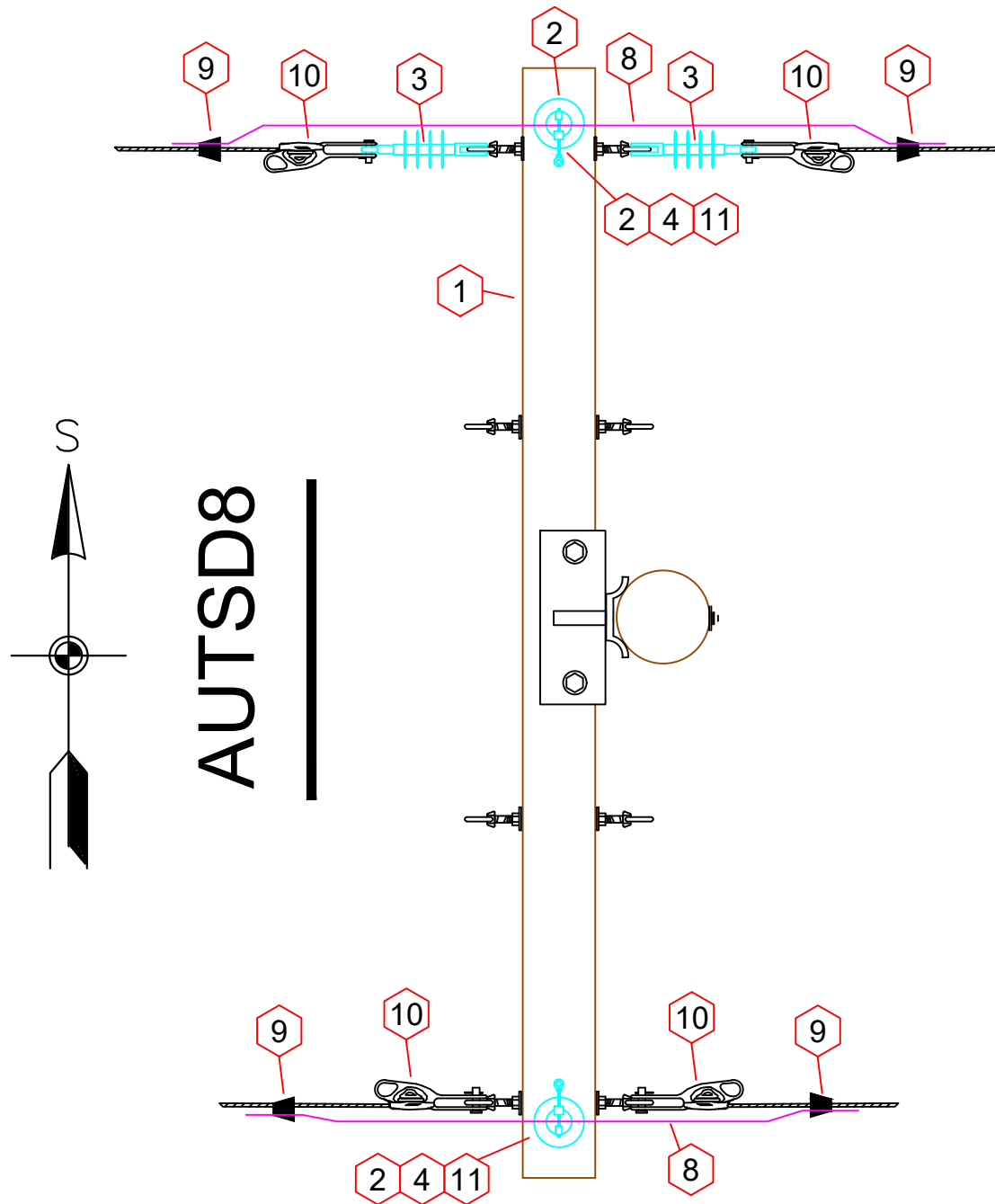
DRAWN: JBP

CHK:



PG 2
OF 5

BEAVER TRANSMISSION POLE REPLACEMENT
CONSTRUCTION SPEC #6



SECTION A-A

DATE: 1/24/24

REV:

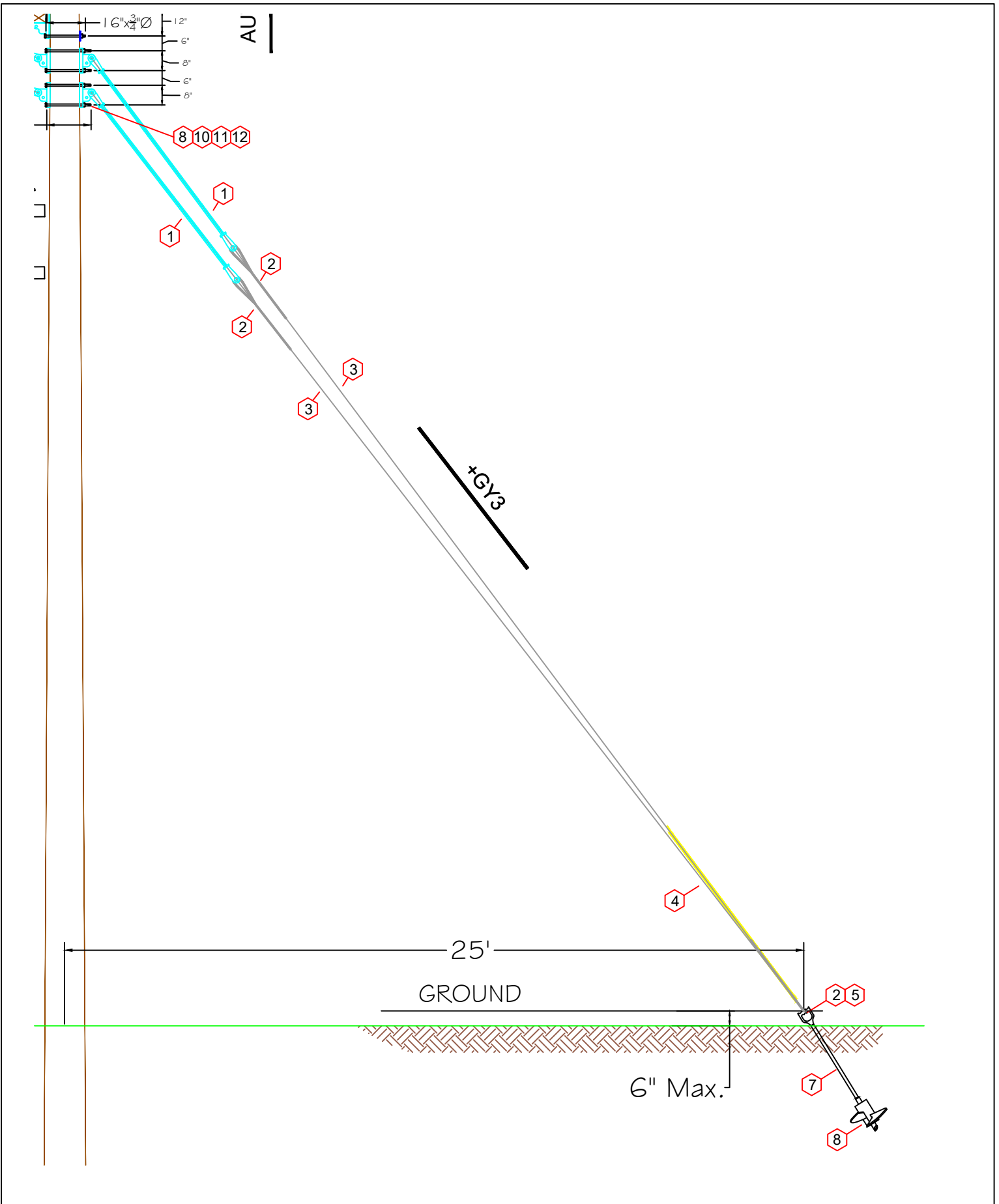
DRAWN: JBP

CHK:



PG 3
OF 5

**BEAVER TRANSMISSION POLE REPLACEMENT
CONSTRUCTION SPEC #6**



AUTSD8			
ITEM	DESCRIPTION	QTY	STOCK#
1	CROSSARM, 8' HD 4H FIBERGLASS TANGENT	4	1040808
2	WISE TOP PIN INSULATOR 15KV	6	4001500
3	SUSPENSION INSULATOR 15KV POLY	2	4021500
4	CROSSARM PIN W/ NYLONG PIN	2	4500100
5	MACH BOLT, 16" X 5/8"	1	30031600
6	SQUARE CURVED WASHER 3" X 14"	2	3303900
7	WASHER, DOUBLE COIL LOCK, 3/4"	2	3331000
8	JUMPER, #2 ACSR	2	
9	AMPACT, #2ACSR TO #2 ACSR	4	6306020
10	DEAD-END, BOLTED, #2ACSR	4	6530700
11	TIES, SINGLE TOP, #2ACSR	2	6480700

+GYSP3 / +GY3			
ITEM	DESCRIPTION	QTY	STOCK#
1	GUY STRAIN INSULATOR, 96" FIBERGLASS	4	2552600
2	GUY GRIP (PREFORMED) 18M	6	2101000
3	GUY WIRE, 18M	80	2050700
4	GUY GUARD, 8' YELLOW	2	2760100
5	TRIPLE EYE NUT	1	2420100
6	ANCHOR ROD, 7' x 1"	1	2485500
7	SINGLE HELIX ANCHOR, 15"	1	2290100
8	GUY ATTACHMENT, 2-BOLT EYE PLATE	4	2701500
9	MACH BOLT, 16" X 3/4"	0	3041600
10	MACH BOLT, 18" X 3/4"	4	3041800
11	WASHER, SQUARE CURVED 4" x 4"	12	3306000
12	WASHER, DOUBLE COIL LOCK 3/4"	12	3331000

DATE: 1/24/24

REV:

DRAWN: JBP

CHK:



PG 5
OF 5

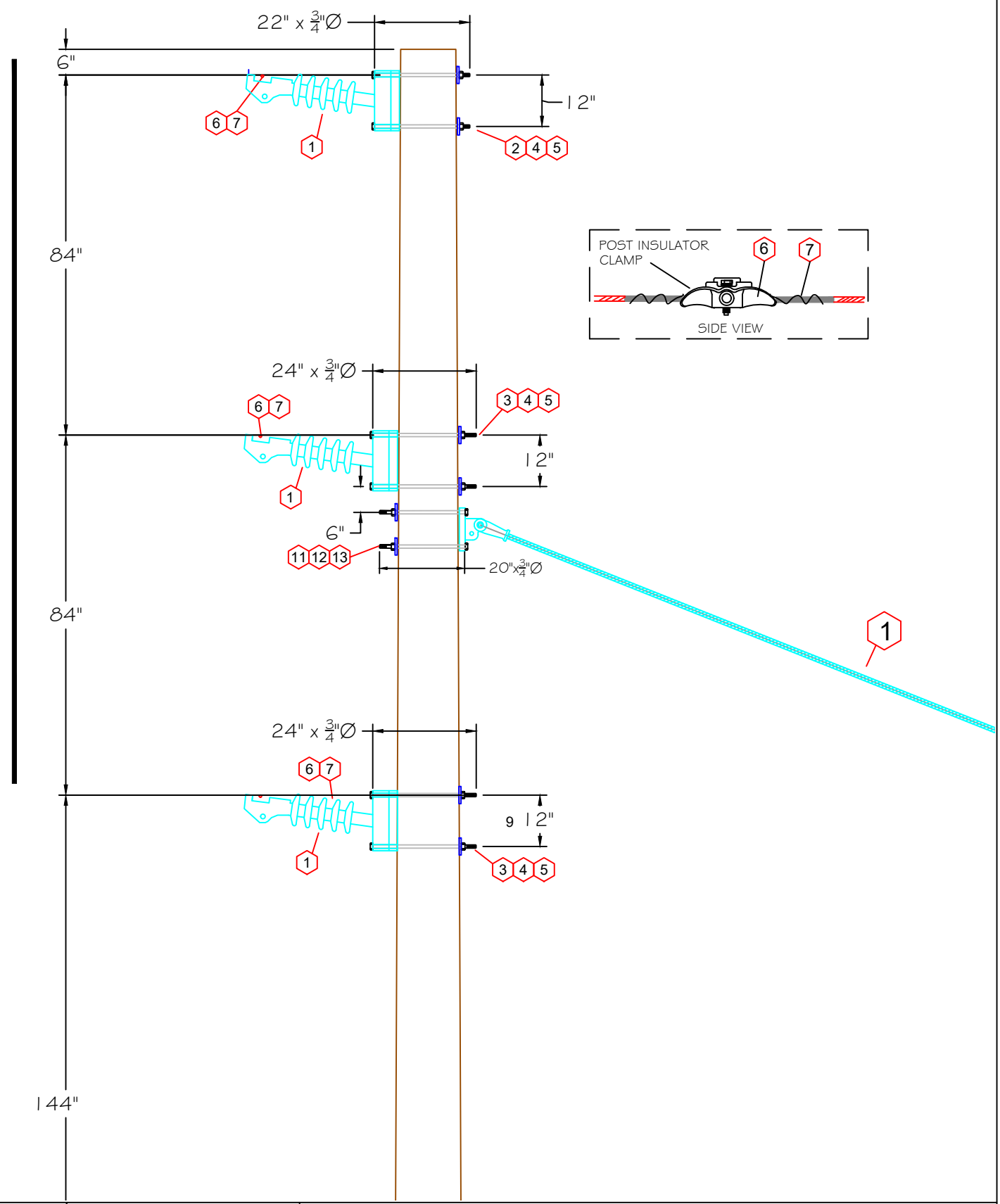
BEAVER TRANSMISSION POLE REPLACEMENT

CONSTRUCTION SPEC #6

FIELD

ROAD

69TV1



DATE: 1/24/24

REV:

DRAWN: JBP

CHK:



PG 1 OF 7

BEAVER TRANSMISSION POLE REPLACEMENT

CONSTRUCTION SPEC #7

CUTD10

BUTSD10

144"

24" x $\frac{3}{4}$ " \varnothing

6 7

1

9 | 2"

3 4 5

SECTION B

4" 36" 40" 36" 4"

SECTION A

6"

20" x $\frac{3}{4}$ " \varnothing

2

DATE: 1/24/24

REV:

DRAWN: JBP

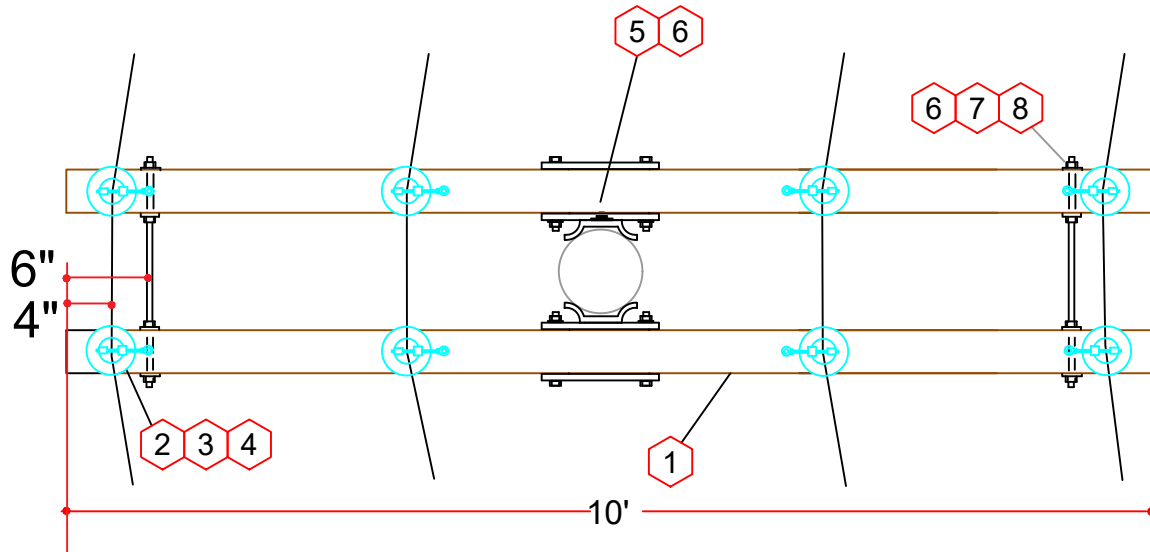
CHK:



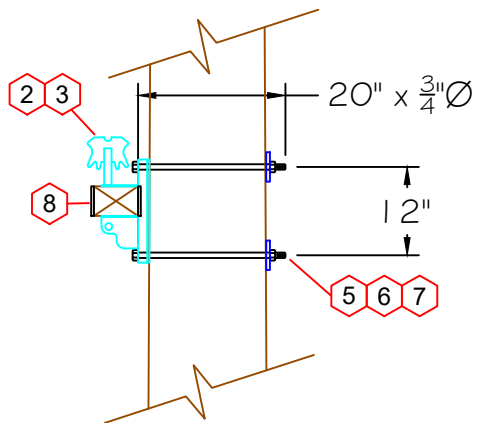
PG 2
OF 7

BEAVER TRANSMISSION POLE REPLACEMENT

CONSTRUCTION SPEC #7



SECTION B



SECTION A

DATE: 1/24/24

REV:

DRAWN: JBP

CHK:



PG 3
OF 7

**BEAVER TRANSMISSION POLE REPLACEMENT
CONSTRUCTION SPEC #7**

69TV1

ITEM	DESCRIPTION	QTY	STOCK#
1	POST INSUL - HORZ GB 69KV POLY	2	4063000
2	MACH BOLT, 22" x 3/4"	2	3042200
3	MACH BOLT 24" x 3/4"	4	3042400
4	WASHER, SQ CURVED, 3"	6	3303900
5	WASHER, DOUBLE COIL LOCK, 3/4"	6	3331000
6	POST INSUL CLAMP 795AAC	3	6547500
7	ARMOR ROD 795AAC	3	5953200

CUTD10

ITEM	DESCRIPTION	QTY	STOCK #
1	CROSSARM 10' HD FBGLS TANGENT	2	1051100
2	WISE TOP PIN INSULATOR 15KV	8	4001500
3	CROSSARM PIN	8	4500100
4	TIES 4/0A CSR, DOUBLE SIDE	4	6482000
5	MACH BOLT, 20" x 3/4"	2	3042000
6	WASHER SQUARE CURVED, 4" X 6"	2	3309000
7	WASHER, DOUBLE COIL LOCK, 3/4"	2	3331000
8	BOLT, DA 22" X 5/8"	2	3082200
9	WASHER, SQ FLAT 2-1/4"	8	3292000
10	WASHER, DOUBLE COIL LOCK, 5/8"	10	3330900

DATE: 1/24/24

REV:

DRAWN: JBP

CHK:



PG 4
OF 7

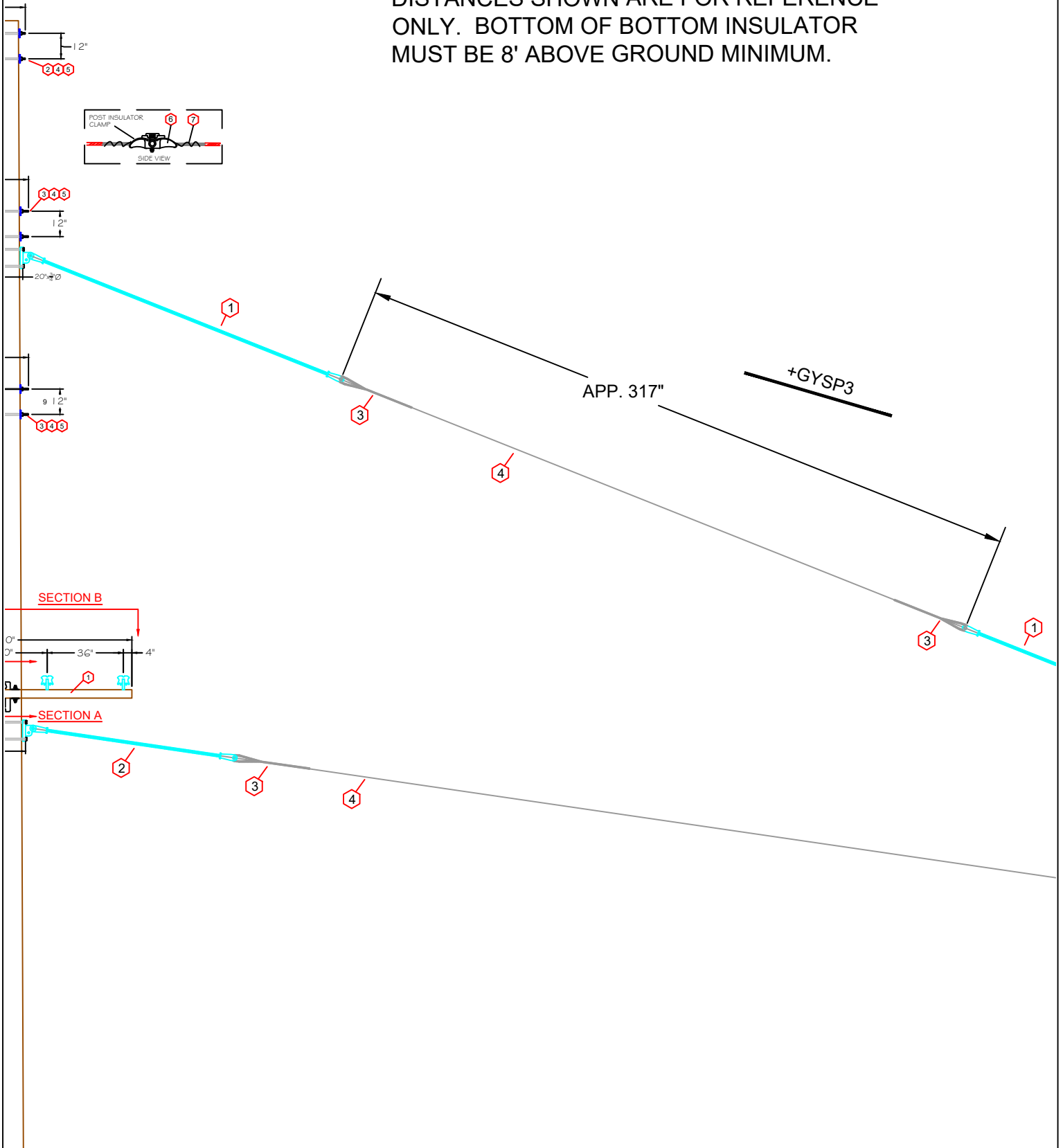
BEAVER TRANSMISSION POLE REPLACEMENT

CONSTRUCTION SPEC #7

ROAD

NOTE:

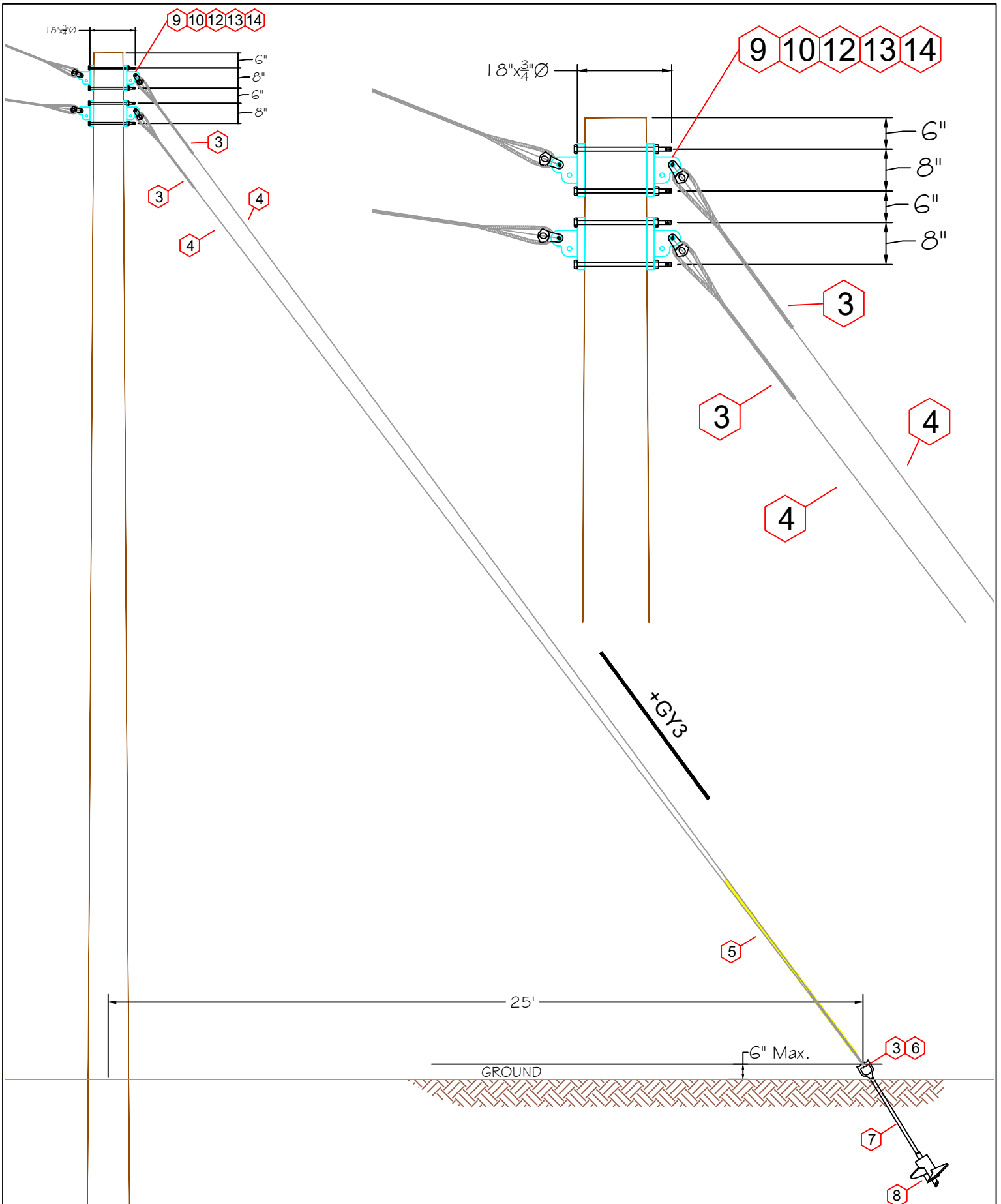
DISTANCES SHOWN ARE FOR REFERENCE ONLY. BOTTOM OF BOTTOM INSULATOR MUST BE 8' ABOVE GROUND MINIMUM.



DATE: 1/24/24
REV:
DRAWN: JBP
CHK:



BEAVER TRANSMISSION POLE REPLACEMENT
CONSTRUCTION SPEC #7
PG 5 OF 7



+GYSP3 / +GY3

ITEM	DESCRIPTION	QTY	STOCK#
1	GUY STRAIN INSULATOR, 144" FIBERGLASS	2	2552800
2	GUY STRAIN INSULATOR, 96" FIBERGLASS	1	2552600
3	GUY GRIP (PREFORMED) 18M	10	2101000
4	GUY WIRE, 18M	325	2050700
5	GUY GUARD, 8' YELLOW	1	2760100
6	TRIPLE EYE NUT	1	2420100
7	ANCHOR ROD, 7' x 1"	1	2485500
8	SINGLE HELIX ANCHOR, 15"	1	2290100
9	GUY ATTACHMENT, 2-BOLT EYE PLATE	6	2701500
10	MACH BOLT, 18" X 3/4"	4	3041800
11	MACH BOLT, 20" X 3/4"	4	3042000
12	WASHER, SQUARE CURVED 4" x 4"	8	3306000
13	WASHER, DOUBLE COIL LOCK 3/4"	8	3331000
14	CLEVIS THIMBLE	4	2870400

DATE: 1/24/24
REV:
DRAWN: JBP
CHK:



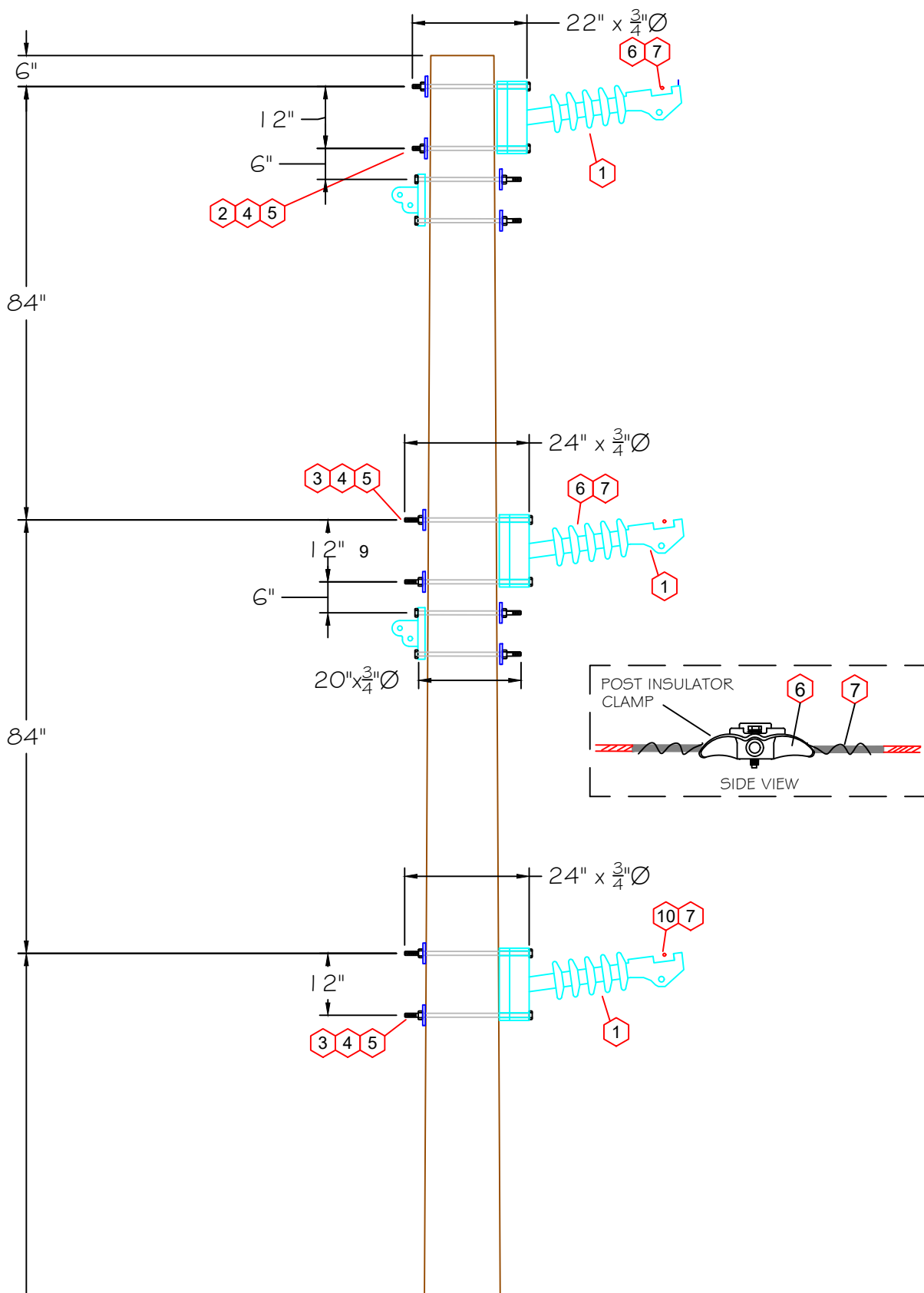
PG 7
OF 7

**BEAVER TRANSMISSION POLE REPLACEMENT
CONSTRUCTION SPEC #7**

FIELD

ROAD

69TV1



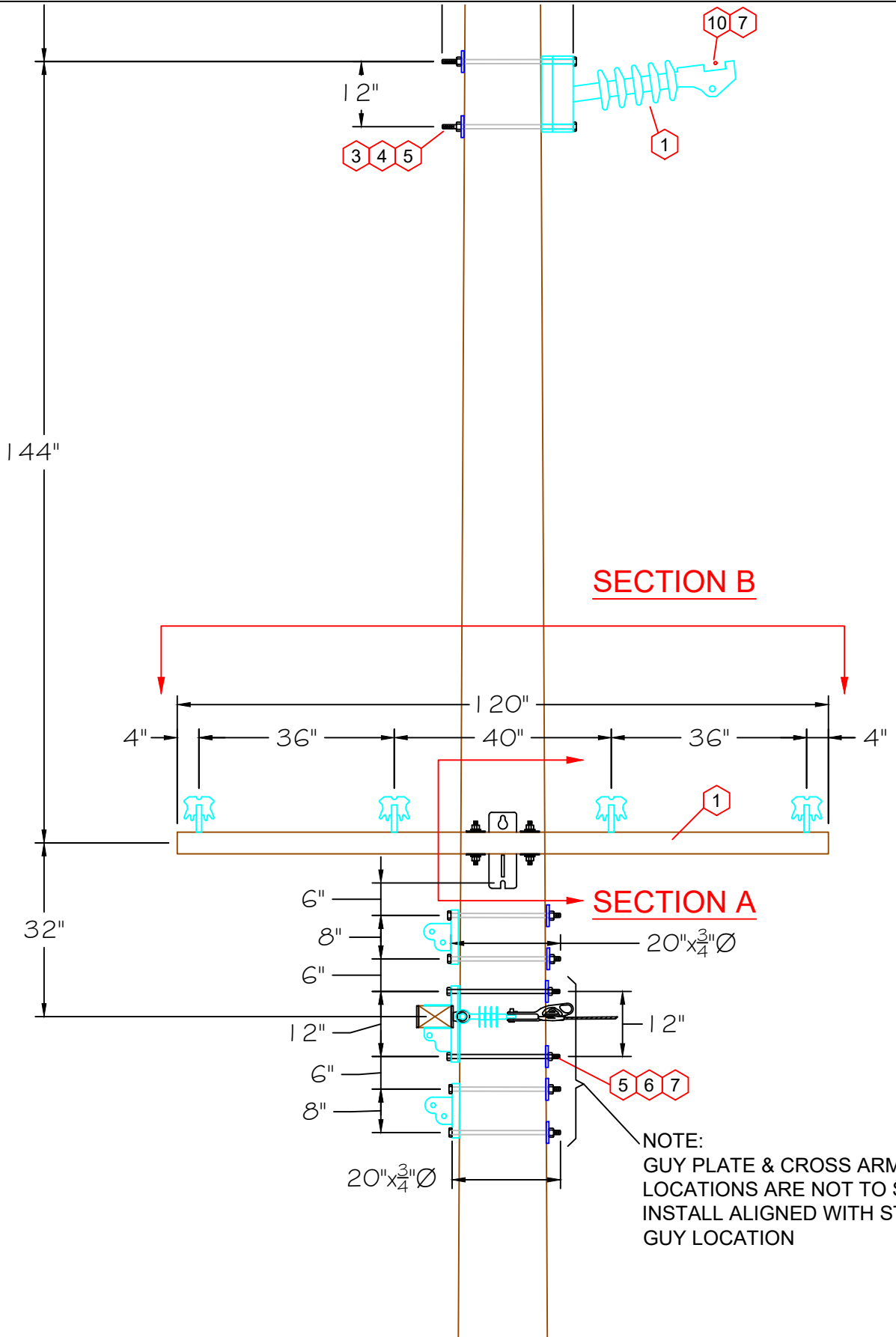
DATE: 1/24/24
 REV:
 DRAWN: JBP
 CHK: DA



PG 1
 OF 6

BEAVER TRANSMISSION POLE REPLACEMENT
 CONSTRUCTION SPEC #8

CUTS10 CUTD10



DATE: 1/24/24

REV:

DRAWN: JBP

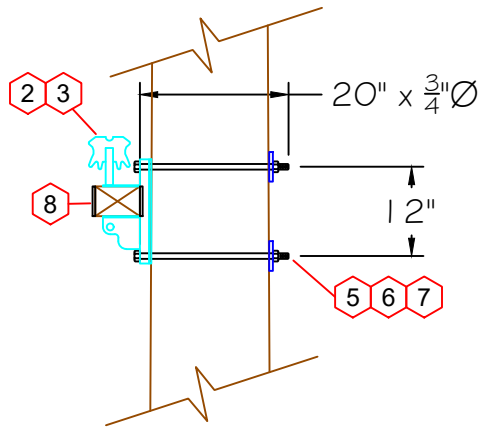
CHK: DA



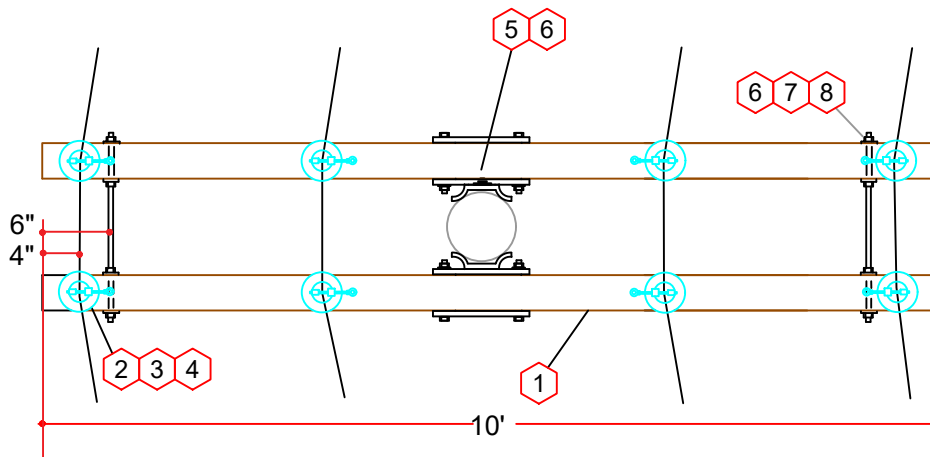
PG 2
OF 6

BEAVER TRANSMISSION POLE REPLACEMENT

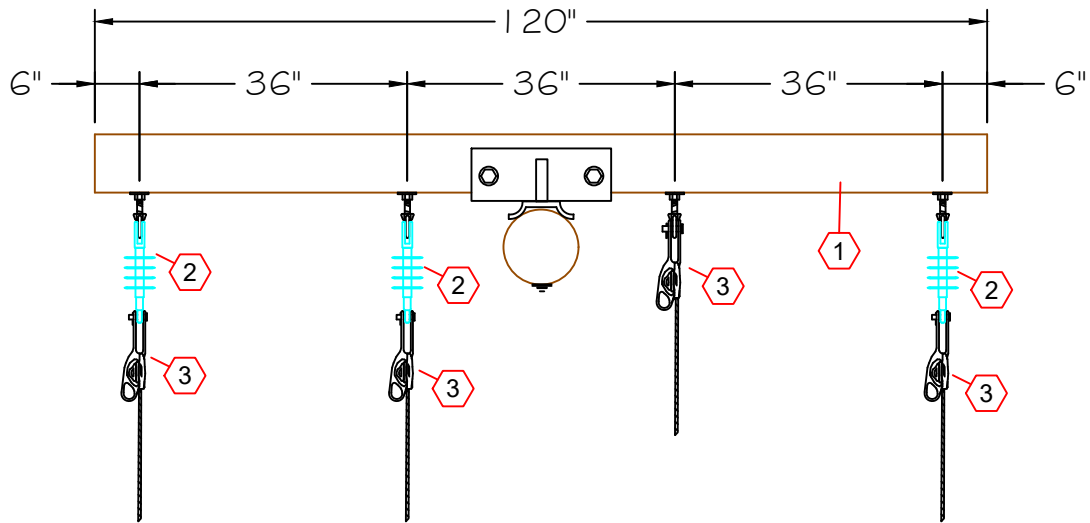
CONSTRUCTION SPEC #8



SECTION A



**SECTION B
CUTD10**



**SECTION C
CUTS10**

DATE: 1/24/24

REV:

DRAWN: JBP

CHK: DA



PG 3
OF 6

**BEAVER TRANSMISSION POLE REPLACEMENT
CONSTRUCTION SPEC #8**

69TV1			
ITEM	DESCRIPTION	QTY	STOCK#
1	POST INSUL - HORZ GB 69KV POLY	2	4063000
2	MACH BOLT, 22" x 3/4"	2	3042200
3	MACH BOLT 24" x 3/4"	2	3042400
4	WASHER, SQ CURVED, 3"	6	3303900
5	WASHER, DOUBLE COIL LOCK, 3/4"	6	3331000
6	POST INSUL CLAMP 795AAC	3	6547500
7	ARMOR ROD 795AAC	3	5953200

CUTD10			
ITEM	DESCRIPTION	QTY	STOCK #
1	CROSSARM 10' HD FBGLS TANGENT	2	1051100
2	WISE TOP PIN INSULATOR 15KV	8	4001500
3	CROSSARM PIN	8	4500100
4	TIES 4/0ACSR, DOUBLE SIDE	4	6482000
5	MACH BOLT, 20" x 3/4"	2	3042000
6	WASHER SQUARE CURVED, 4" X 6"	2	3309000
7	WASHER, DOUBLE COIL LOCK, 3/4"	2	3331000
8	BOLT, DA 22" X 5/8"	2	3082200
9	WASHER, SQ FLAT 2-1/4"	8	3292000
10	WASHER, DOUBLE COIL LOCK, 5/8"	10	3330900

CUTS10			
ITEM	DESCRIPTION	QTY	STOCK #
1	CROSSARM 10'XHD 4H DEADEND FBGLS	1	1095510
2	SUSPENSION INSULATOR, 15KV POLY	3	4021500
3	DEAD-END, BOLTED, #2ACSR	4	6530700
4	TIES 4/0ACSR, DOUBLE SIDE	4	6482000
5	MACH BOLT, 20" x 3/4"	2	3042000
6	WASHER SQUARE CURVED, 4" X 6"	2	3306000
7	WASHER, DOUBLE COIL LOCK, 3/4"	2	3331000

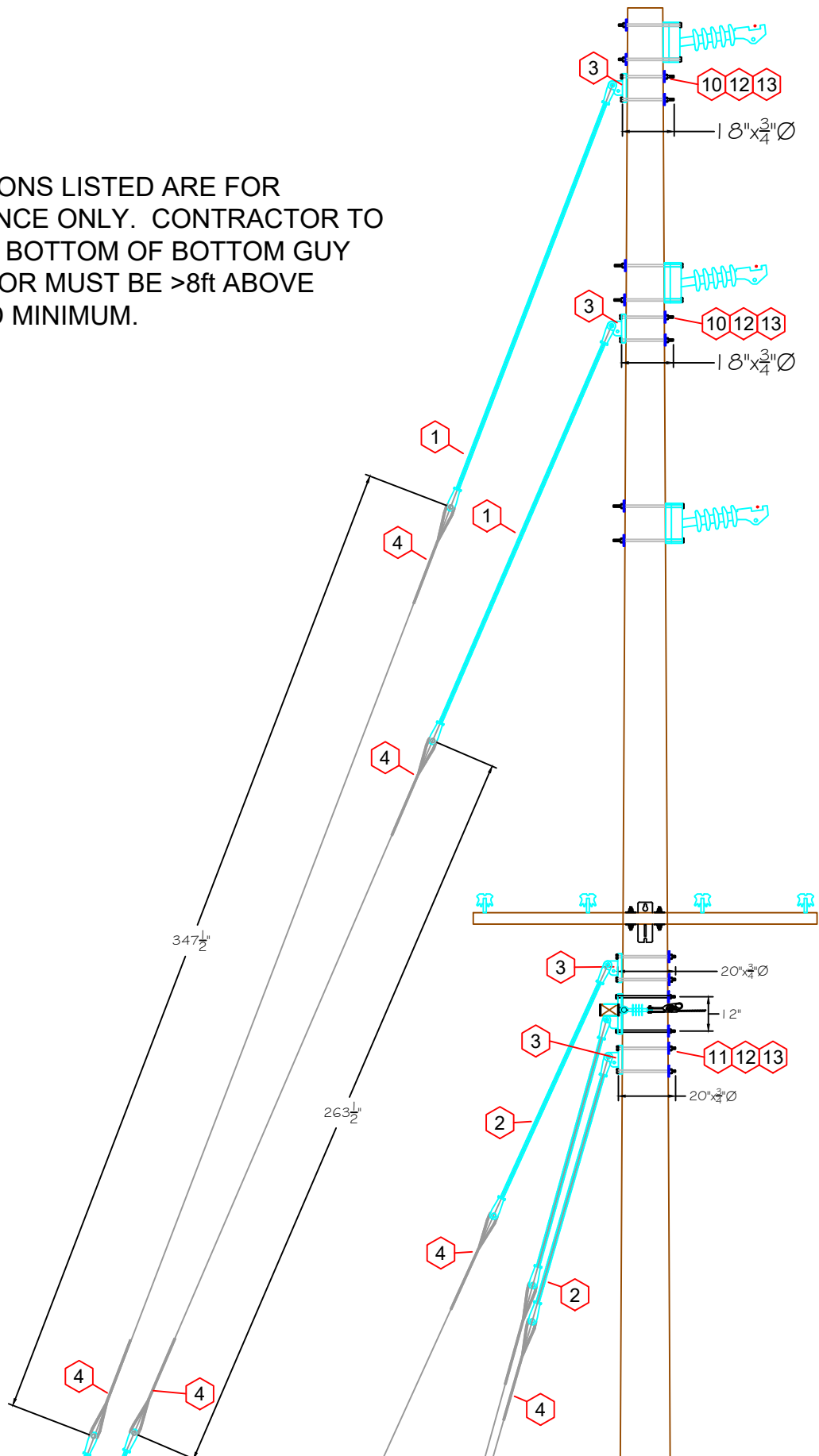
DATE: 1/24/24
 REV:
 DRAWN: JBP
 CHK: DA



PG 4
 OF 6

**BEAVER TRANSMISSION POLE REPLACEMENT
 CONSTRUCTION SPEC #8**

DIMENSIONS LISTED ARE FOR REFERENCE ONLY. CONTRACTOR TO VERIFY. BOTTOM OF BOTTOM GUY INSULATOR MUST BE >8ft ABOVE GROUND MINIMUM.



DATE: 1/24/24

REV:

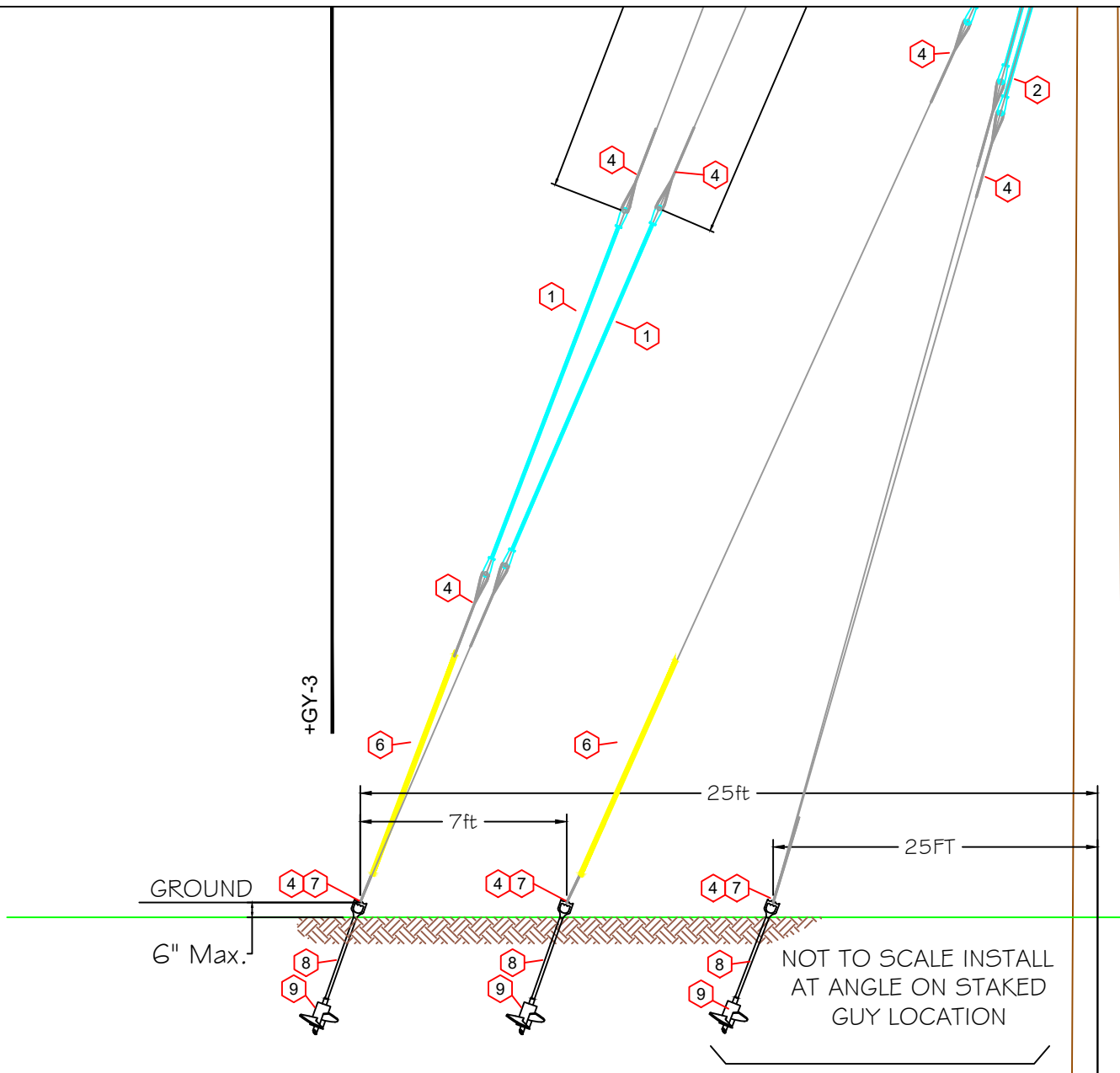
DRAWN: JBP

CHK: DA



PG 5
OF 6

BEAVER TRANSMISSION POLE REPLACEMENT CONSTRUCTION SPEC #8



+GY-3			
ITEM	DESCRIPTION	QTY	STOCK#
1	GUY STRAIN INSULATOR, 144" FIBERGLASS	4	2552800
2	GUY STRAIN INSULATOR, 96" FIBERGLASS	3	2552600
3	GUY ATTACHMENT, 2-BOLT EYE-PLATE	4	2701500
4	GUY GRIP (PREFORMED) 18M	14	2101000
5	GUY WIRE, 18M	250	2050700
6	GUY GUARD, 8' YELLOW	3	2760100
7	TRIPLE EYE NUT	3	2420100
8	ANCHOR ROD, 7' x 1"	3	2485500
9	SINGLE HELIX ANCHOR, 15"	3	2290100
10	MACH BOLT, 18" x 3/4"	4	3041800
11	MACH BOLT, 20" x 3/4"	4	3042000
12	WASHER, SQUARE CURVED, 4" X 6"	8	3309000

DATE: 1/24/24

REV:

DRAWN: JBP

CHK: DA



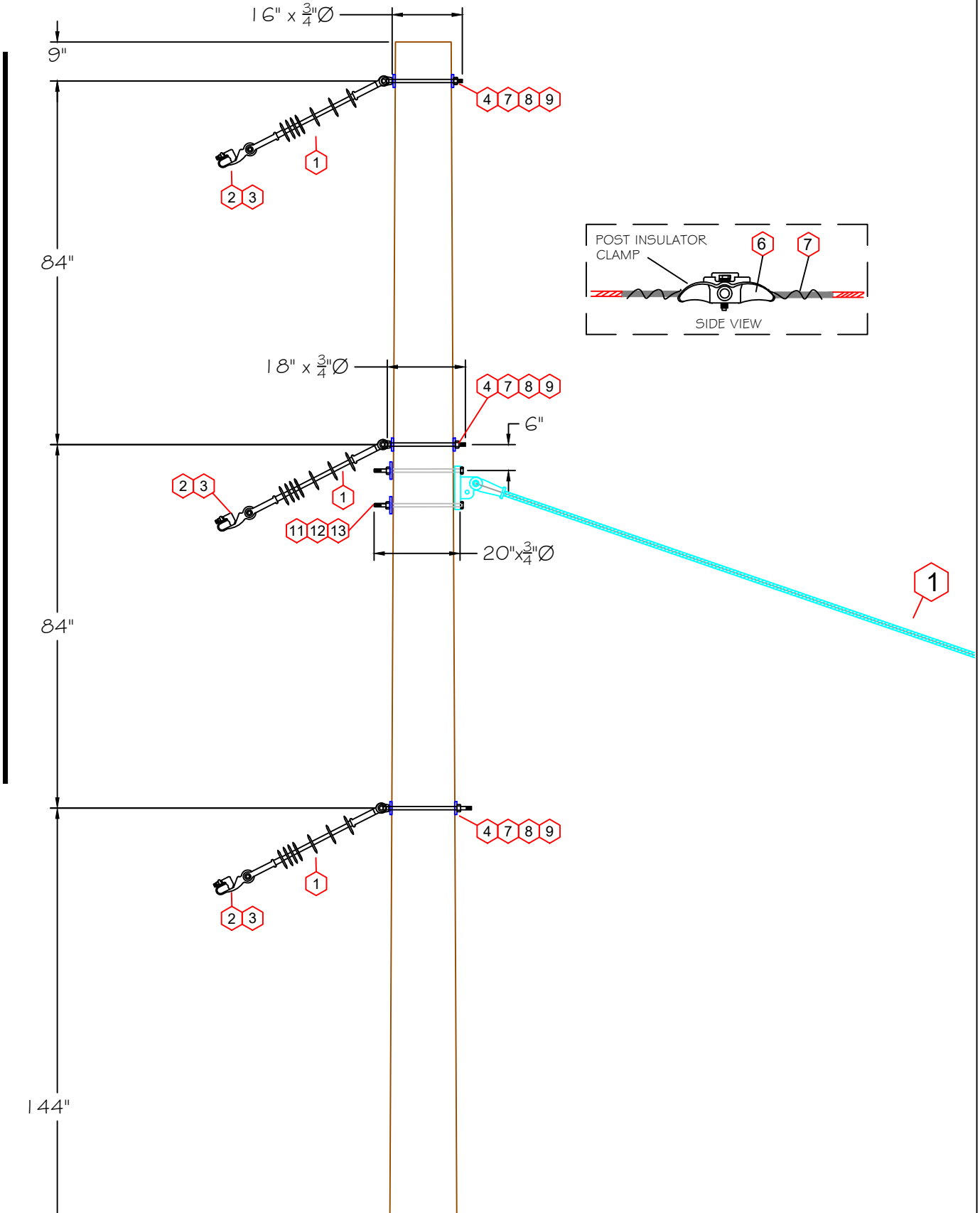
PG 6
OF 6

BEAVER TRANSMISSION POLE REPLACEMENT CONSTRUCTION SPEC #8

FIELD

ROAD

69TV1



DATE: 1/24/24

REV:

DRAWN: JBP

CHK:

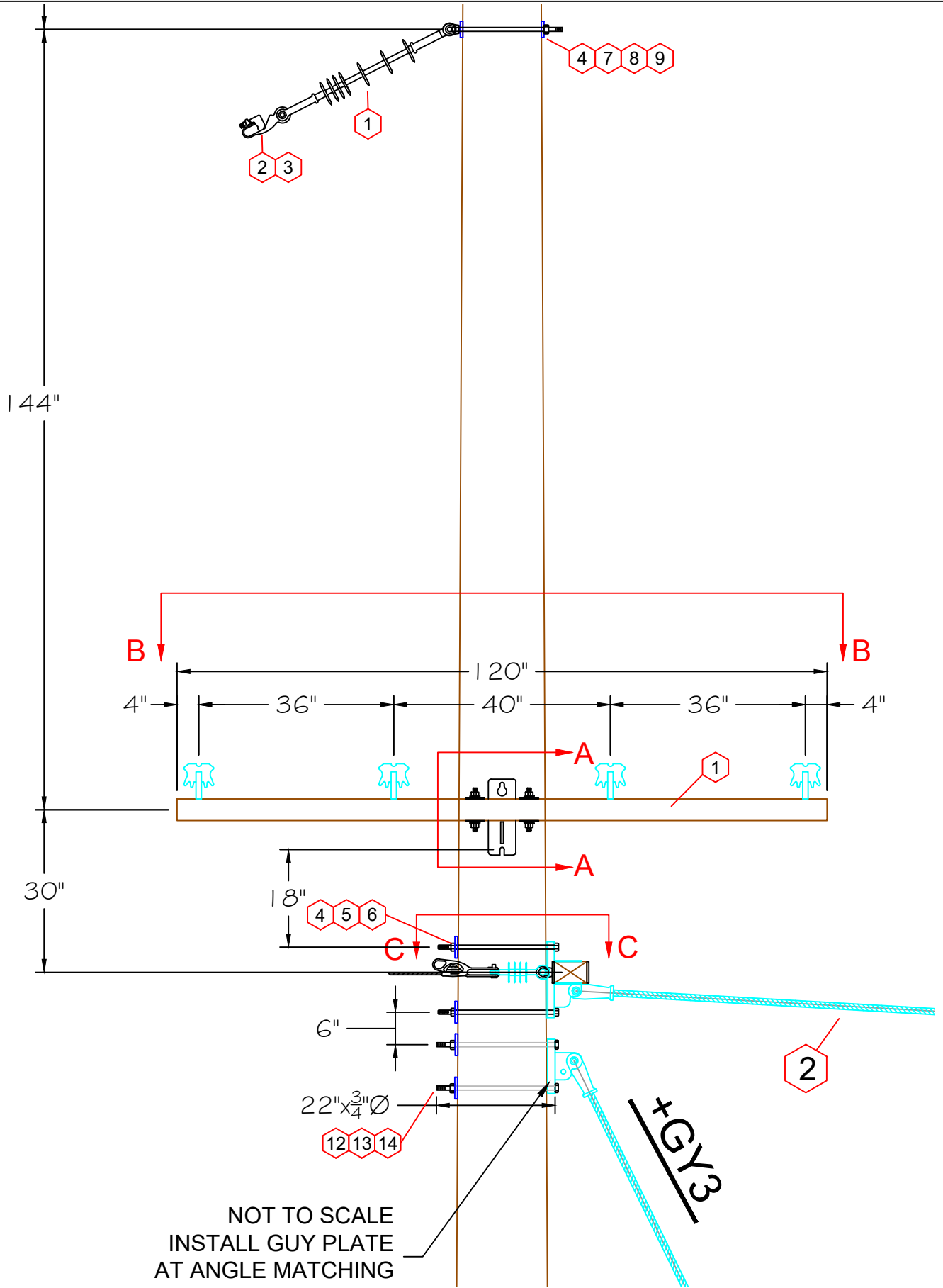


PG 1
OF 9

BEAVER TRANSMISSION POLE REPLACEMENT

CONSTRUCTION SPEC #9

AUTSDD8 CUTD10



DATE: 1/24/24

REV:

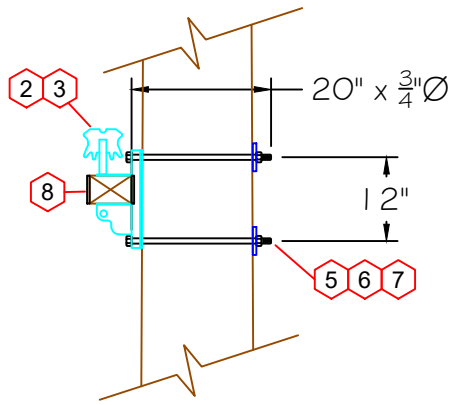
DRAWN: JBP

CHK:

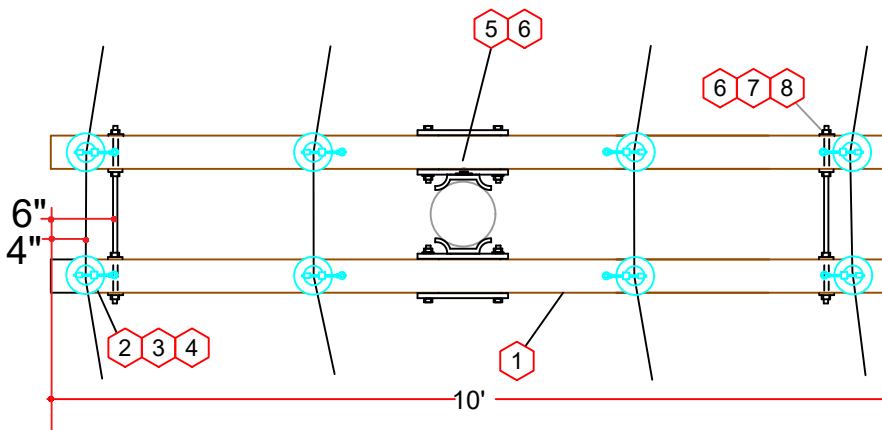


PG 2
OF 9

BEAVER TRANSMISSION POLE REPLACEMENT
CONSTRUCTION SPEC #9

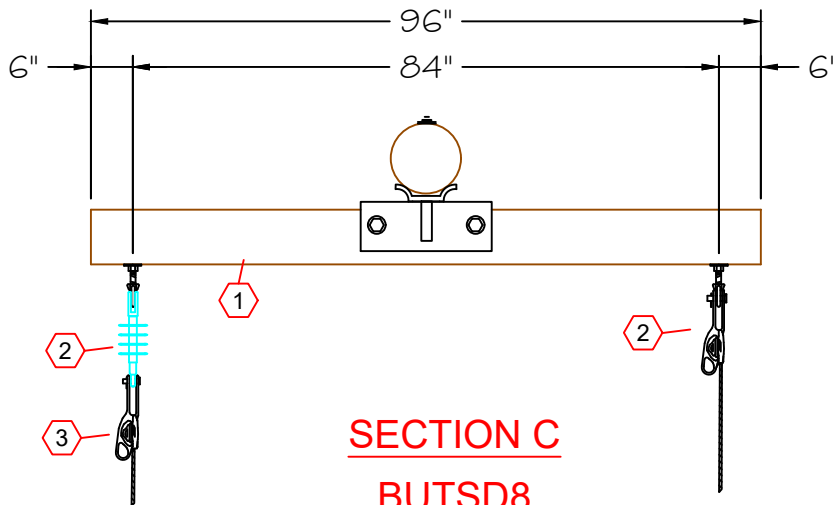


SECTION A



SECTION B

CUTD10



SECTION C

BUTSD8

DATE: 1/24/24

REV:

DRAWN: JBP

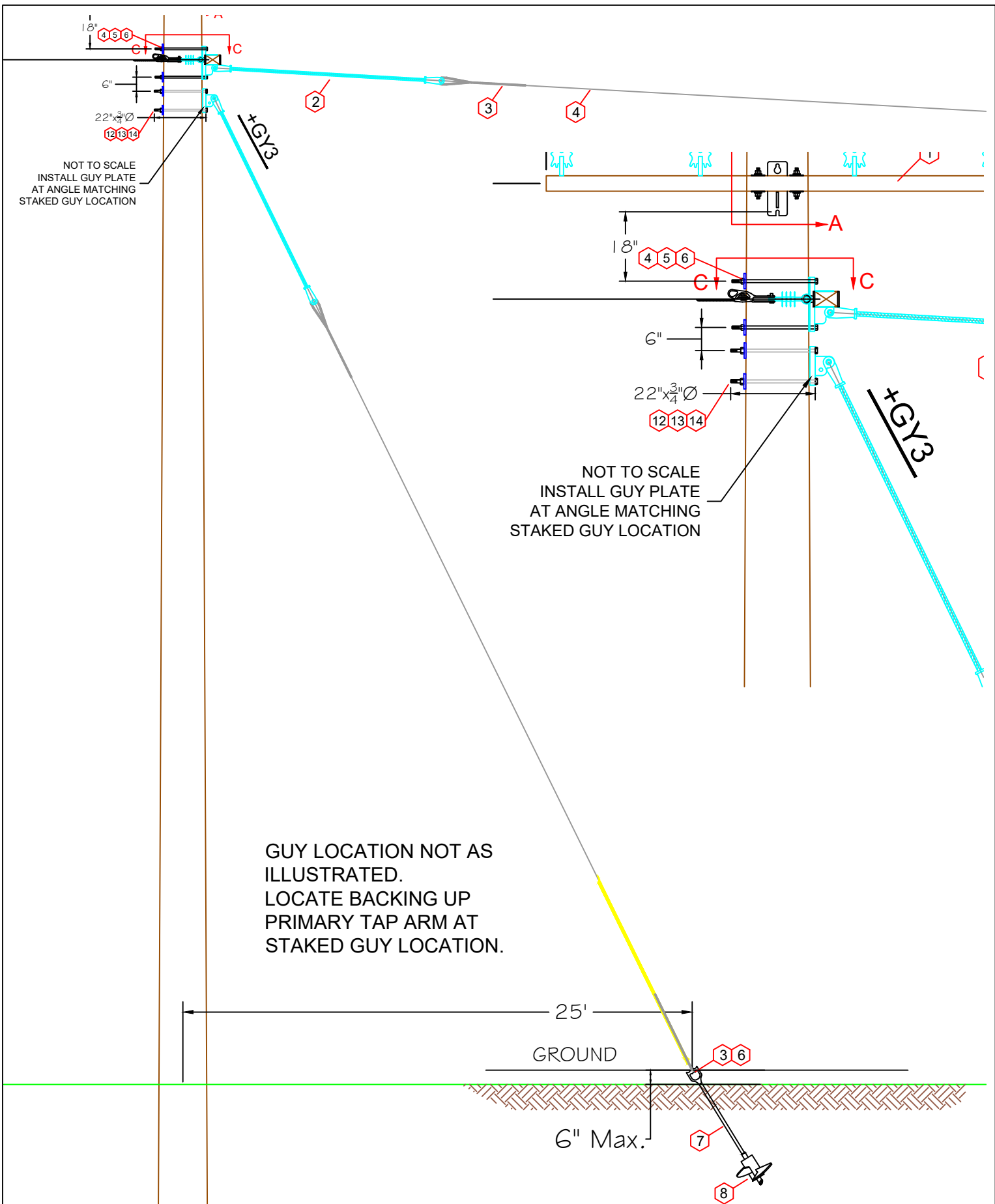
CHK:



PG 3
OF 9

BEAVER TRANSMISSION POLE REPLACEMENT

CONSTRUCTION SPEC #9



69TV6			
ITEM	DESCRIPTION	QTY	STOCK#
1	SUSPENSION INSULATOR, 69KV POLY	3	4063800
2	SUSPENSION CLAMP, 795AAC	3	6553200
3	ARMOR ROD 795AAC	3	5953200
4	MACH BOLT, 16" X 3/4"	1	3041600
5	MACH BOLT, 18" X 3/4"	1	3041800
6	MACH BOLT, 20" X 3/4"	1	3042000
7	WASHER, SQ CURVED, 4"	6	3303900
8	WASHER, DOUBLE COIL LOCK, 3/4"	6	3331000
9	D-EYE	3	3990100

CUTD10			
ITEM	DESCRIPTION	QTY	STOCK #
1	CROSSARM 10' HD FBGLS TANGENT	2	1051100
2	WISE TOP PIN INSULATOR 15KV	8	4001500
3	CROSSARM PIN	8	4500100
4	TIES 4/0A CSR, DOUBLE SIDE	4	6482000
5	MACH BOLT, 20" x 3/4"	2	3042000
6	WASHER SQUARE CURVED, 4" X 6"	2	3309000
7	WASHER, DOUBLE COIL LOCK, 3/4"	2	3331000
8	BOLT, DA 22" X 5/8"	2	3082200
9	WASHER, SQ FLAT 2-1/4"	8	3292000
10	WASHER, DOUBLE COIL LOCK, 5/8"	10	3330900

AUTSDD8			
ITEM	DESCRIPTION	QTY	STOCK #
1	CROSSARM 8' HD D.E FBGLS	1	1095508
2	SUSP INSULATOR, 15KV POLY	2	4021500
3	DEADEND, BOLTED #2A CSR	3	6530700
4	MACH BOLT 3/4" X 22" HDG	2	3042200
5	SQ CURV WASHER 3" X 13/16" AL	1	3303900
6	WASHER, DBL COIL LOCK 3/4" GALV	2	3331000

+GY3			
ITEM	DESCRIPTION	QTY	STOCK#
1	GUY STRAIN INSULATOR, 96" FIBERGLASS	1	2552600
2	GUY GRIP (PREFORMED) 18M	10	2101000
3	GUY WIRE, 18M	40	2050700
4	GUY GUARD, 8' YELLOW	2	2760100
5	TRIPLE EYE NUT	1	2420100
6	ANCHOR ROD, 7' x 1"	1	2485500
7	SINGLE HELIX ANCHOR, 15"	1	2290100
8	GUY ATTACHMENT, 2-BOLT EYE PLATE	6	2701500
9	MACH BOLT, 22" X 3/4"	2	3042200
10	WASHER, SQUARE CURVED 4" x 4"	2	3306000
11	WASHER, DOUBLE COIL LOCK 3/4"	6	3331000

DATE: 1/24/24

REV:

DRAWN: JBP

CHK:



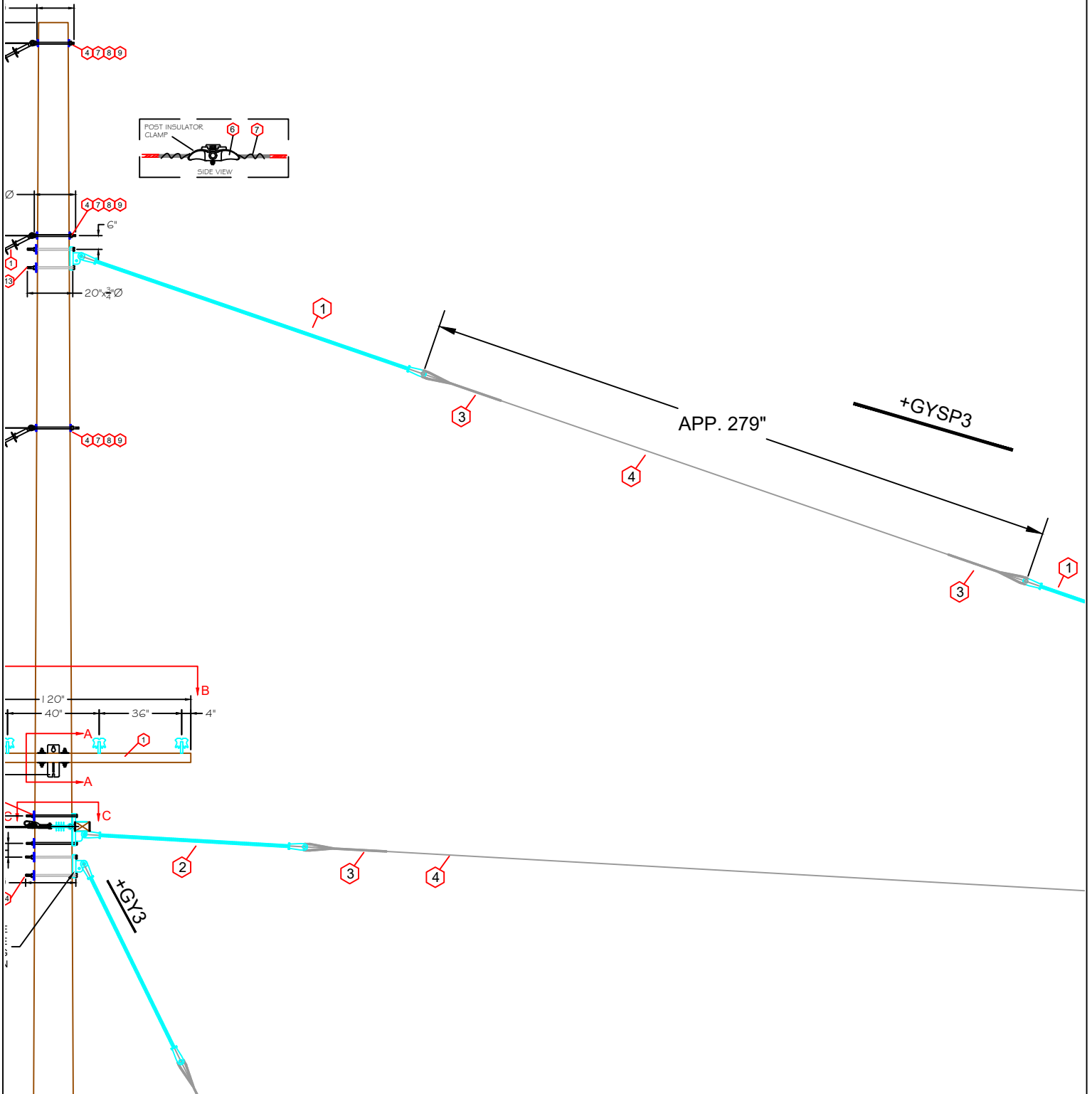
PG 5
OF 9

BEAVER TRANSMISSION POLE REPLACEMENT

CONSTRUCTION SPEC #9

NOTE:
 DISTANCE SHOWN IS FOR REFERENCE ONLY.
 BOTTOM OF BOTTOM INSULATOR MUST BE 8'
 ABOVE GROUND MINIMUM.

ROAD



DATE: 1/24/24

REV:

DRAWN: JBP

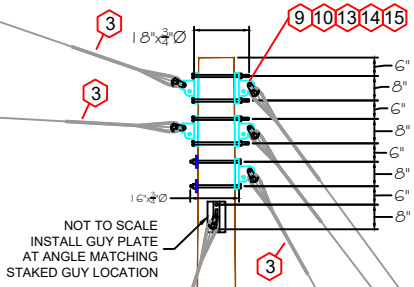
CHK:



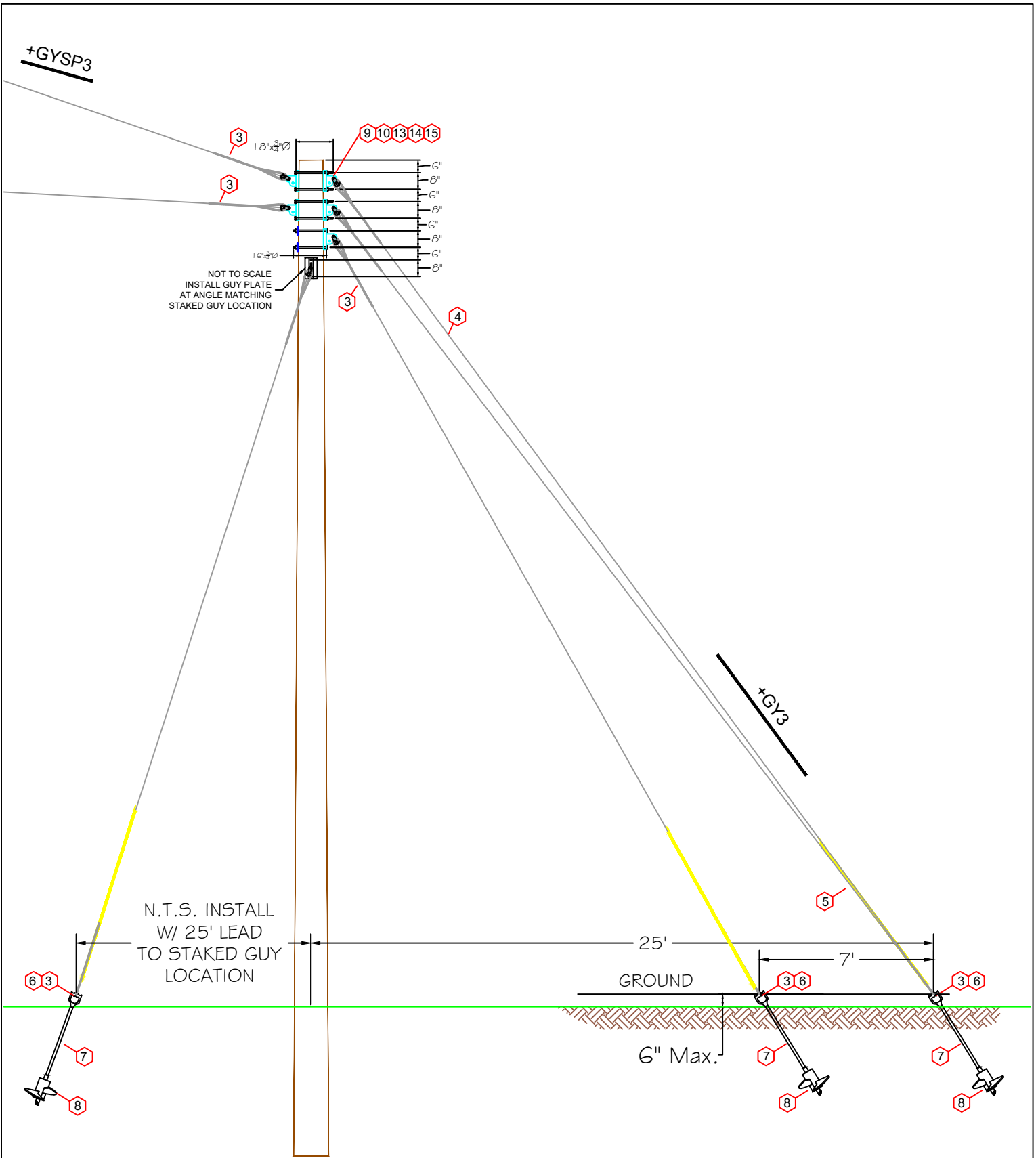
PG 6
 OF 9

BEAVER TRANSMISSION POLE REPLACEMENT
 CONSTRUCTION SPEC #9

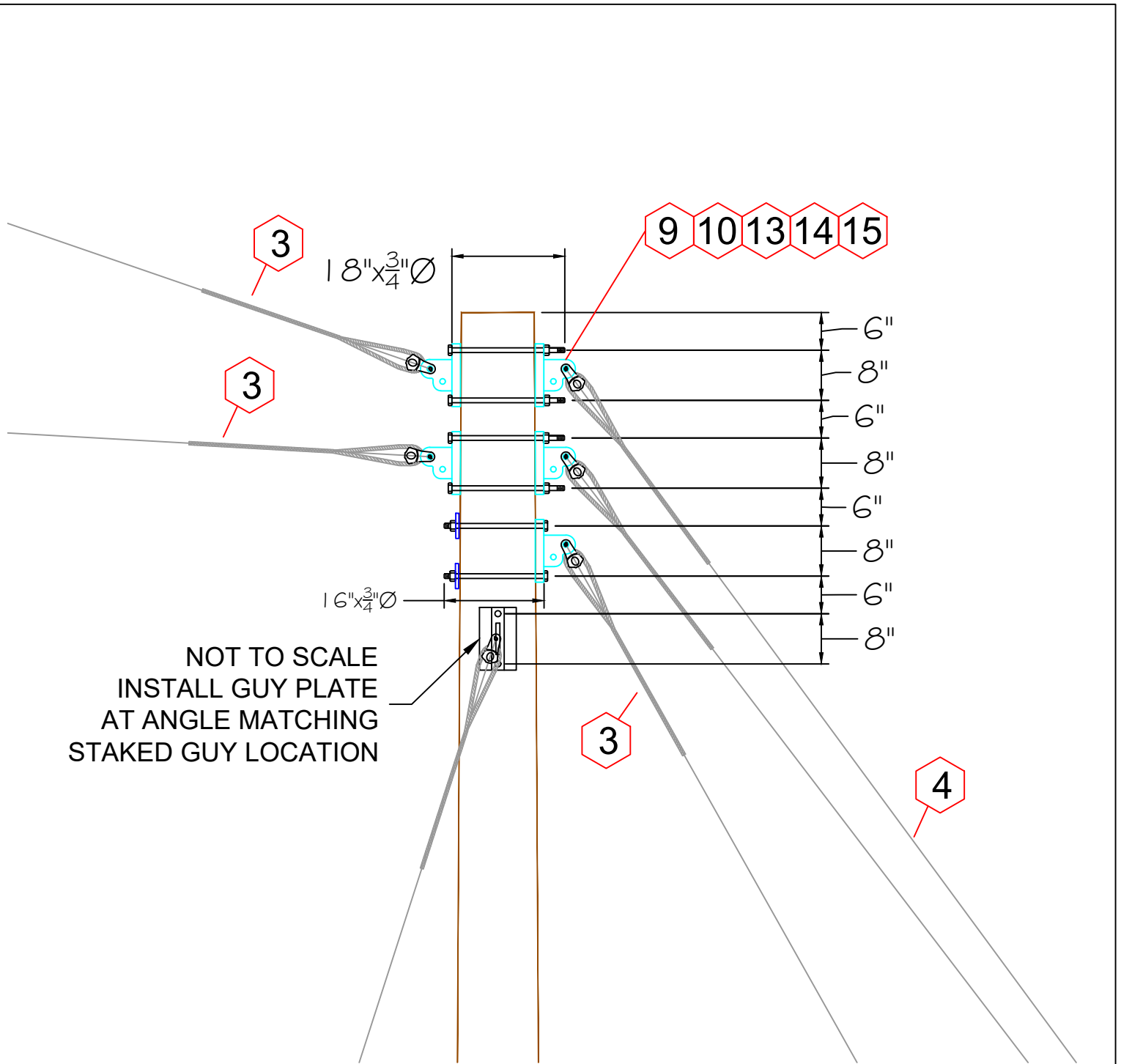
+GYSP3



NOT TO SCALE
INSTALL GUY PLATE
AT ANGLE MATCHING
STAKED GUY LOCATION



N.T.S. INSTALL
W/ 25' LEAD
TO STAKED GUY
LOCATION



DATE: 1/24/24
 REV:
 DRAWN: JBP
 CHK: DA



PG 8
 OF 9

**BEAVER TRANSMISSION POLE REPLACEMENT
 CONSTRUCTION SPEC #9**

+GYSP3 / +GY3

ITEM	DESCRIPTION	QTY	STOCK#
1	GUY STRAIN INSULATOR, 144" FIBERGLASS	2	2552800
2	GUY STRAIN INSULATOR, 96" FIBERGLASS	1	2552600
3	GUY GRIP (PREFORMED) 18M	14	2101000
4	GUY WIRE, 18M	300	2050700
5	GUY GUARD, 8' YELLOW	3	2760100
6	TRIPLE EYE NUT	3	2420100
7	ANCHOR ROD, 7' x 1"	3	2485500
8	SINGLE HELIX ANCHOR, 15"	3	2290100
9	GUY ATTACHMENT, 2-BOLT EYE PLATE	7	2701500
10	MACH BOLT, 18" X 3/4"	6	3041800
11	MACH BOLT, 20" X 3/4"	2	3042000
12	MACH BOLT, 22" X 3/4"	2	3042200
13	WASHER, SQUARE CURVED 4" x 4"	8	3306000
14	WASHER, DOUBLE COIL LOCK 3/4"	8	3331000

DATE: 1/24/24

REV:

DRAWN: JBP

CHK:

PG 9
OF 9

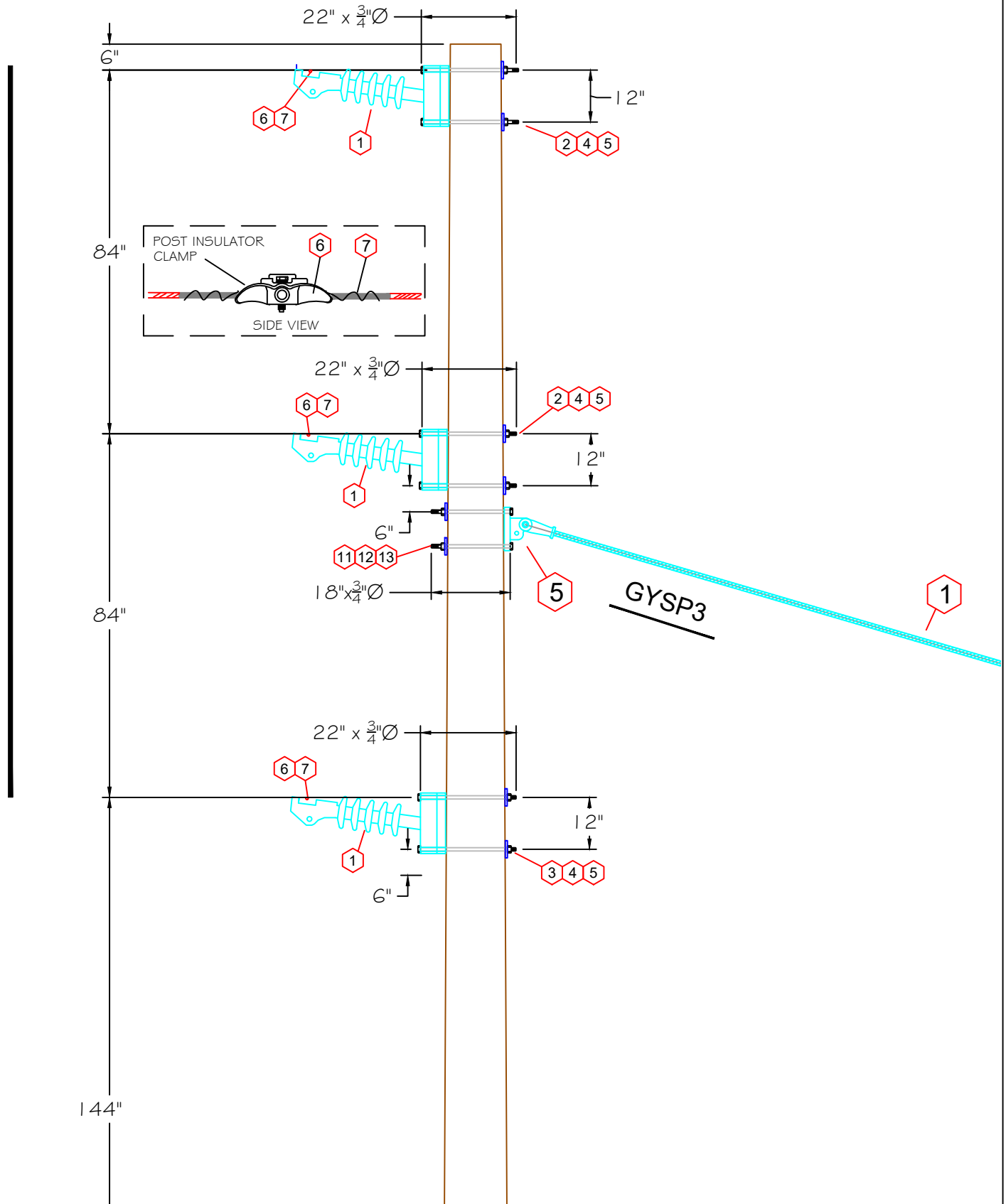
BEAVER TRANSMISSION POLE REPLACEMENT

CONSTRUCTION SPEC #9

FIELD

ROAD

69TV1



DATE: 1/24/24

REV:

DRAWN: JBP

CHK:

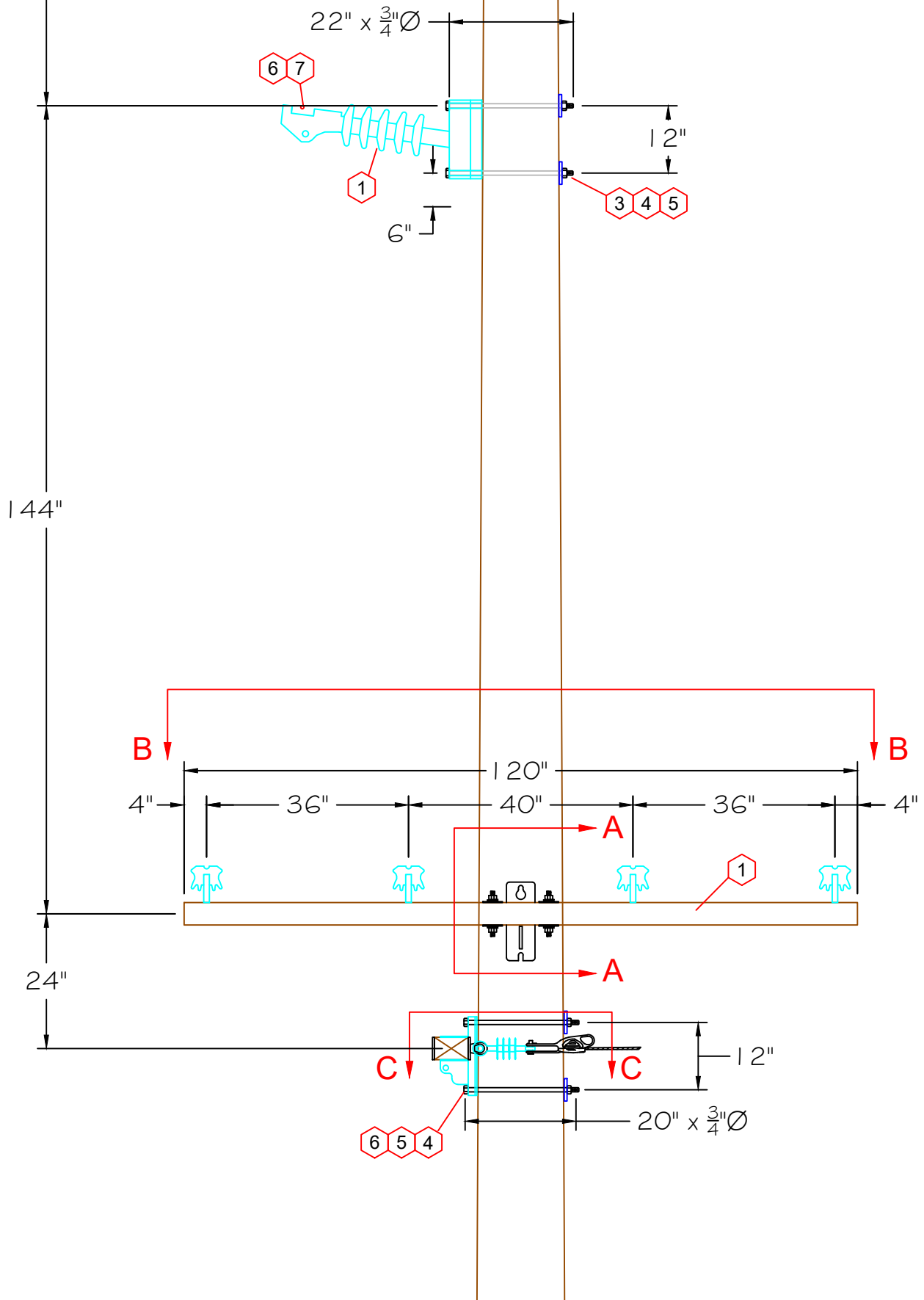


PG 1
OF 5

BEAVER TRANSMISSION POLE REPLACEMENT

CONSTRUCTION SPEC #10

AUTSDD8 CUTD10



DATE: 1/24/24

REV:

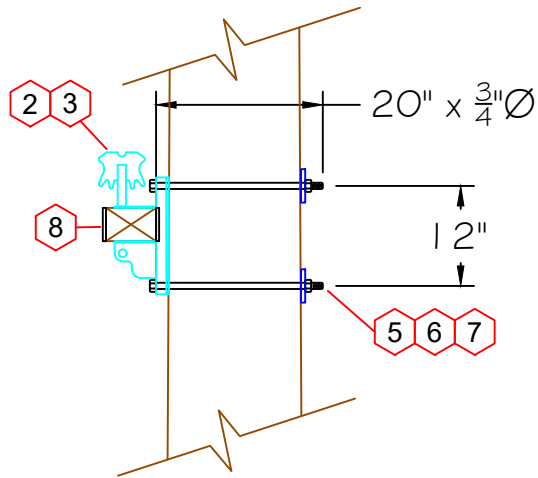
DRAWN: JBP

CHK:

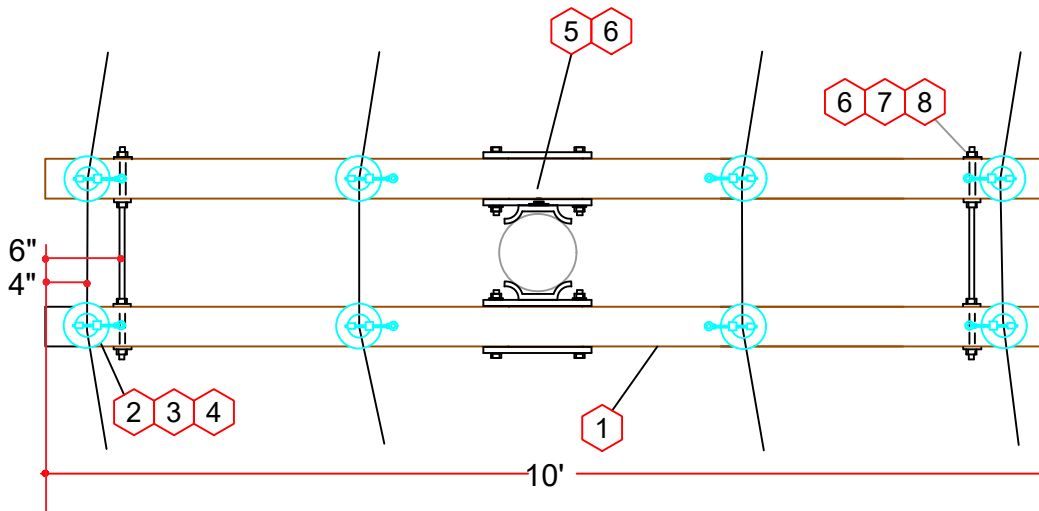


PG 2
OF 5

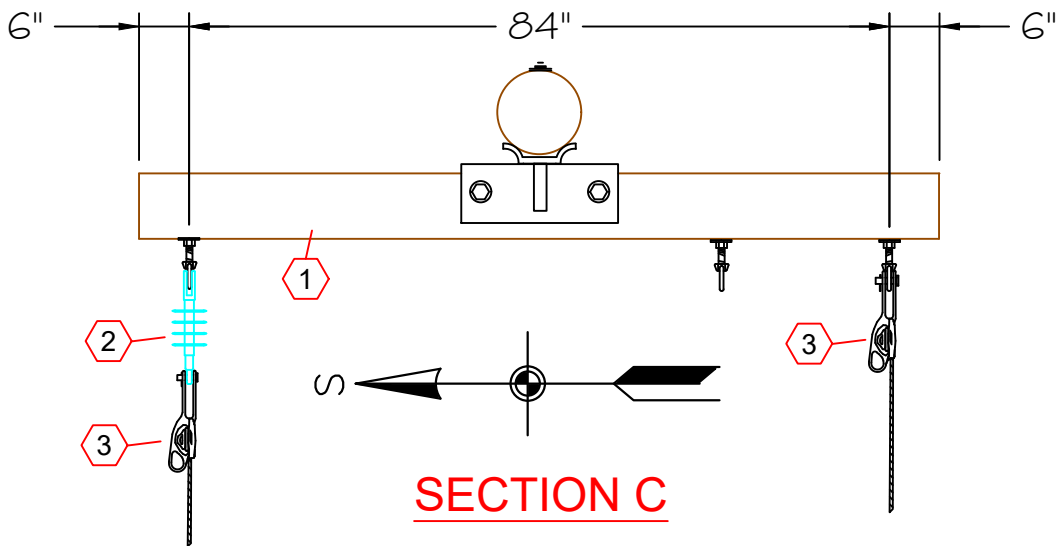
BEAVER TRANSMISSION POLE REPLACEMENT
CONSTRUCTION SPEC #10



SECTION A



SECTION B



SECTION C

DATE: 1/24/24

REV:

DRAWN: JBP

CHK:

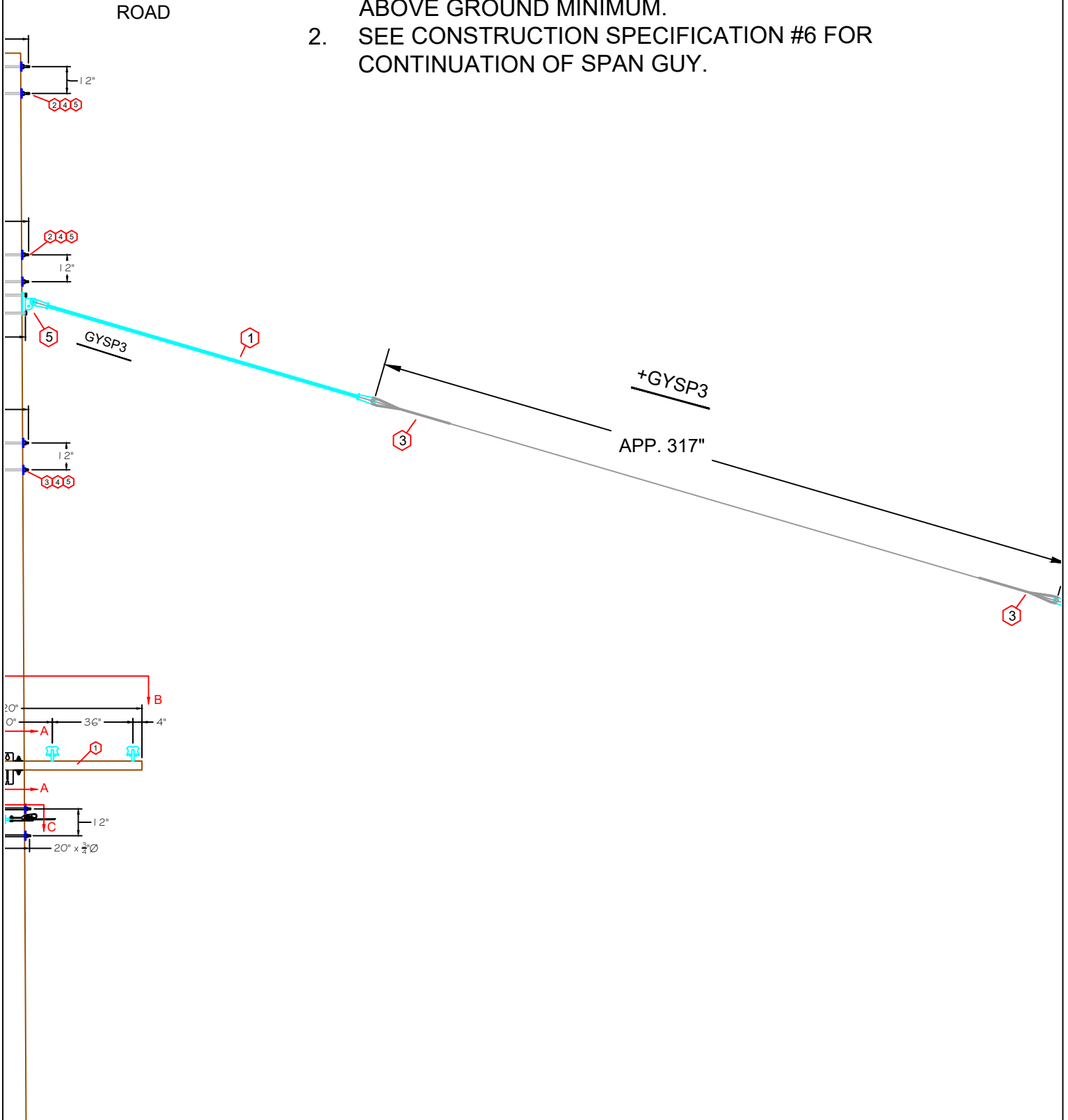


PG 3
OF 5

BEAVER TRANSMISSION POLE REPLACEMENT
CONSTRUCTION SPEC #10

NOTE:

1. DISTANCES SHOWN ARE FOR REFERENCE ONLY. BOTTOM OF BOTTOM INSULATOR MUST BE 8' ABOVE GROUND MINIMUM.
2. SEE CONSTRUCTION SPECIFICATION #6 FOR CONTINUATION OF SPAN GUY.



DATE: 1/24/24

REV:

DRAWN: JBP

CHK:



PG 4
OF 5

BEAVER TRANSMISSION POLE REPLACEMENT

CONSTRUCTION SPEC #10

69TV1			
ITEM	DESCRIPTION	QTY	STOCK#
1	POST INSUL - HORZ GB 69KV POLY	2	4063000
2	MACH BOLT, 22" x 3/4"	2	3042200
3	MACH BOLT 24" x 3/4"	2	3042400
4	WASHER, SQ CURVED, 3"	6	3303900
5	WASHER, DOUBLE COIL LOCK, 3/4"	6	3331000
6	POST INSUL CLAMP 795AAC	3	6547500
7	ARMOR ROD 795AAC	3	5953200

CUTD10			
ITEM	DESCRIPTION	QTY	STOCK #
1	CROSSARM 10' HD FBGLS TANGENT	2	1051100
2	WISE TOP PIN INSULATOR 15KV	8	4001500
3	CROSSARM PIN	8	4500100
4	TIES 4/0A CSR, DOUBLE SIDE	4	6482000
5	MACH BOLT, 20" x 3/4"	2	3042000
6	WASHER SQUARE CURVED, 4" X 6"	2	3309000
7	WASHER, DOUBLE COIL LOCK, 3/4"	2	3331000
8	BOLT, DA 22" X 5/8"	2	3082200
9	WASHER, SQ FLAT 2-1/4"	8	3292000
10	WASHER, DOUBLE COIL LOCK, 5/8"	10	3330900

AUTDD8			
ITEM	DESCRIPTION	QTY	STOCK #
1	CROSSARM 8' HD D.E. FBGLS	1	1095508
2	SUSP INSULATOR, 15KV POLY	1	4021500
3	DEADEND, BOLTED #2ACSR	2	6530700
4	MACH BOLT 3/4" X 22" HDG	2	3042200
5	SQ CURV WASHER 3" X 13/16" AL	1	3303900
6	WASHER, DBL COIL LOCK 3/4" GALV	2	3331000

+GYSP3			
ITEM	DESCRIPTION	QTY	STOCK#
1	GUY STRAIN INSULATOR, 144" FIBERGLASS	2	2552800
2	GUY STRAIN INSULATOR, 54" FIBERGLASS	1	2552600
3	GUY GRIP (PREFORMED) 18M	4	2101000
4	GUY WIRE, 18M	225	2050700
5	GUY ATTACHMENT, 2-BOLT EYE PLATE	2	2701500
6	MACH BOLT, 3/4" X 18"	2	3041800
7	MACH BOLT, 3/4" X 22"	2	3042000
8	WASHER, SQUARE CURVED, 4" X 6"	4	3309000
9	WASHER, DOUBLE COIL LOCK	4	3331000

DATE: 1/24/24
 REV:
 DRAWN: JBP
 CHK:



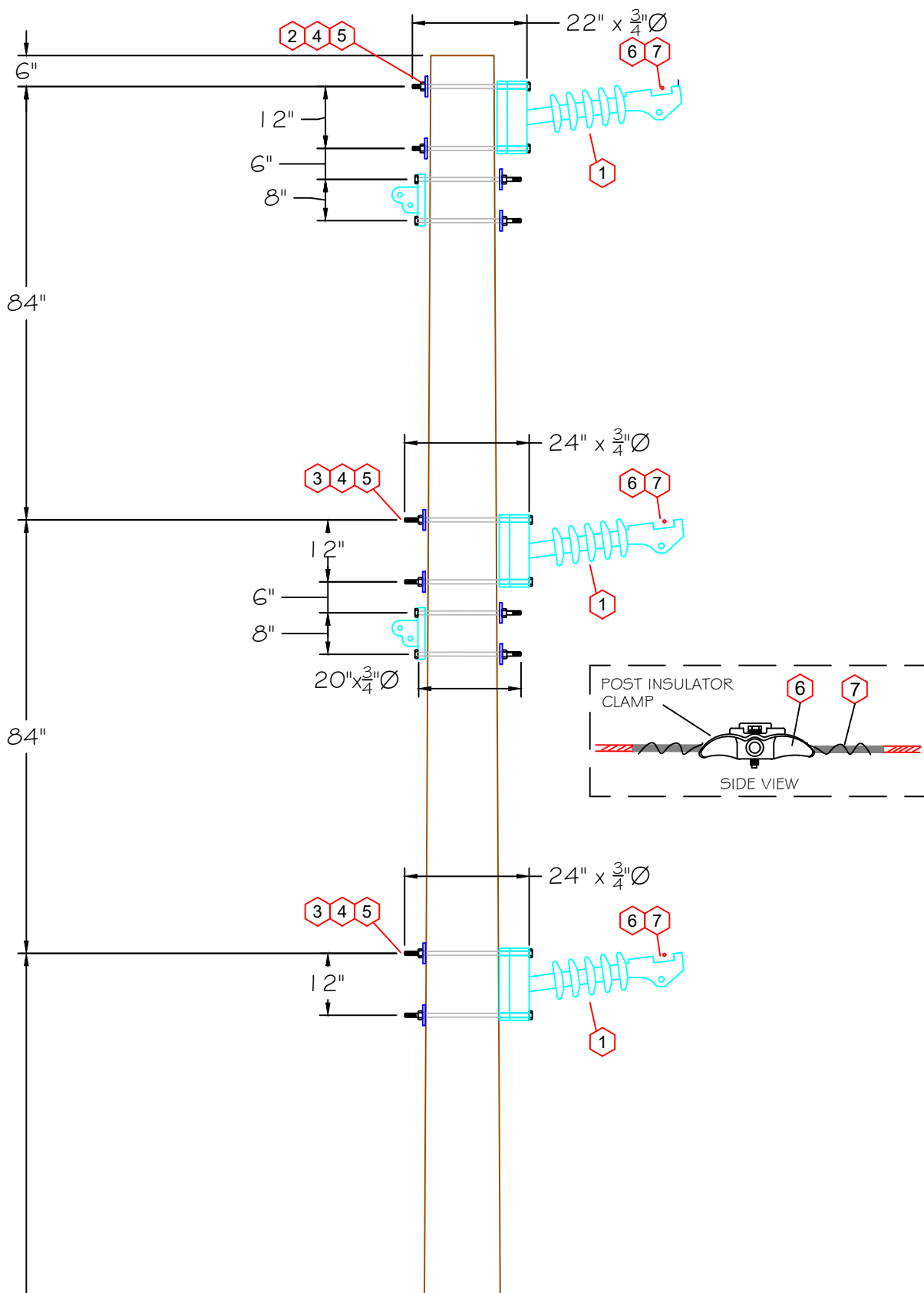
PG 5
 OF 5

**BEAVER TRANSMISSION POLE REPLACEMENT
 CONSTRUCTION SPEC #10**

FIELD

ROAD

69TV1



DATE: 1/24/24

REV:

DRAWN: JBP

CHK: DA

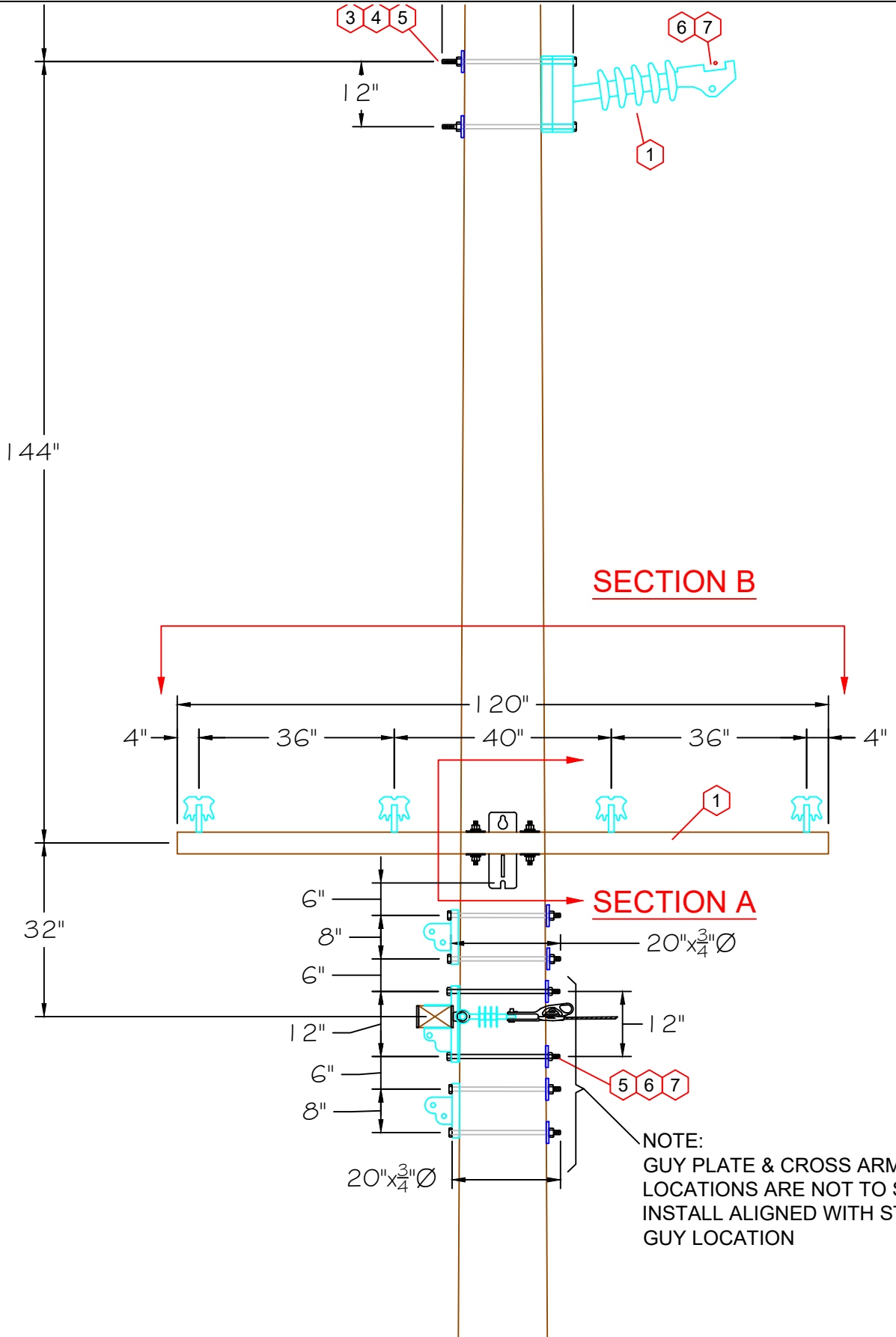


PG 1
OF 6

BEAVER TRANSMISSION POLE REPLACEMENT

CONSTRUCTION SPEC #11

BUTSD10 CUTD10



SECTION B

SECTION A

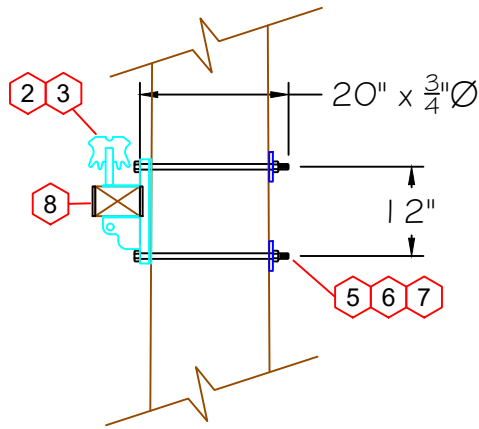
NOTE:
 GUY PLATE & CROSS ARM
 LOCATIONS ARE NOT TO SCALE.
 INSTALL ALIGNED WITH STAKED
 GUY LOCATION

DATE: 1/24/24
 REV:
 DRAWN: JBP
 CHK: DA

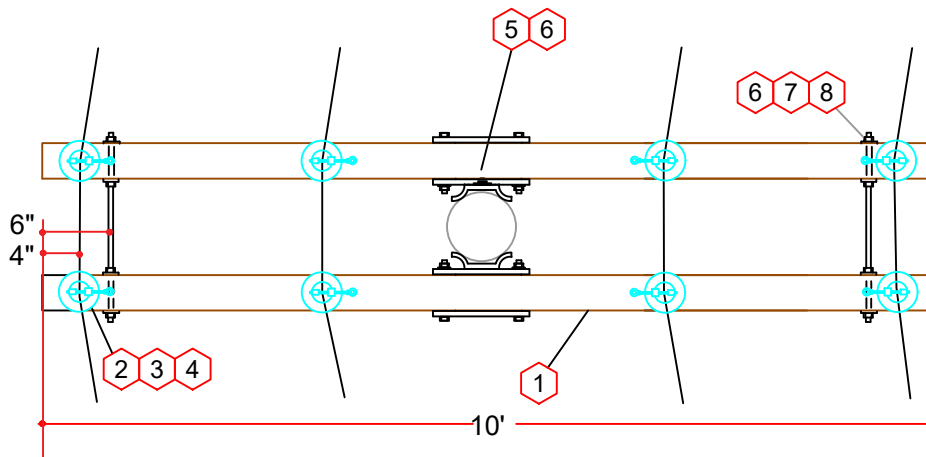


PG 2
 OF 6

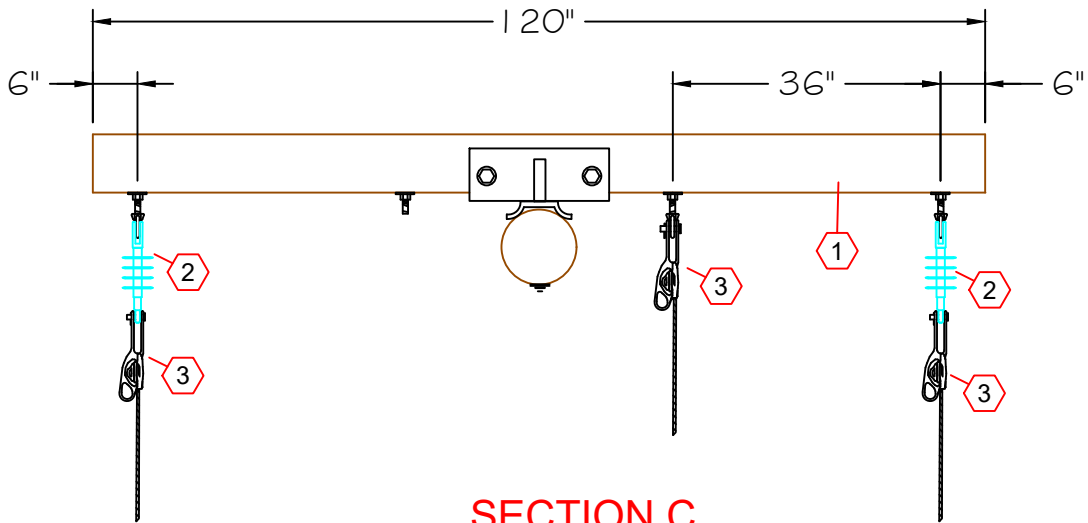
BEAVER TRANSMISSION POLE REPLACEMENT CONSTRUCTION SPEC #11



SECTION A



**SECTION B
CUTD10**



**SECTION C
BUTSD10**

DATE: 1/24/24

REV:

DRAWN: JBP

CHK: DA



PG 3
OF 6

**BEAVER TRANSMISSION POLE REPLACEMENT
CONSTRUCTION SPEC #11**

69TV1			
ITEM	DESCRIPTION	QTY	STOCK#
1	POST INSUL - HORZ GB 69KV POLY	2	4063000
2	MACH BOLT, 22" x 3/4"	2	3042200
3	MACH BOLT 24" x 3/4"	2	3042400
4	WASHER, SQ CURVED, 3"	6	3303900
5	WASHER, DOUBLE COIL LOCK, 3/4"	6	3331000
6	POST INSUL CLAMP 795AAC	3	6547500
7	ARMOR ROD 795AAC	3	5953200

CUTD10			
ITEM	DESCRIPTION	QTY	STOCK #
1	CROSSARM 10' HD FBGLS TANGENT	2	1051100
2	WISE TOP PIN INSULATOR 15KV	8	4001500
3	CROSSARM PIN	8	4500100
4	TIES 4/0ACSR, DOUBLE SIDE	4	6482000
5	MACH BOLT, 20" x 3/4"	2	3042000
6	WASHER SQUARE CURVED, 4" X 6"	2	3309000
7	WASHER, DOUBLE COIL LOCK, 3/4"	2	3331000
8	BOLT, DA 22" X 5/8"	2	3082200
9	WASHER, SQ FLAT 2-1/4"	8	3292000
10	WASHER, DOUBLE COIL LOCK, 5/8"	10	3330900

BUTSD10			
ITEM	DESCRIPTION	QTY	STOCK #
1	CROSSARM 10'XHD 4H DEADEND FBGLS	1	1095510
2	SUSPENSION INSULATOR, 15KV POLY	2	4021500
3	DEAD-END, BOLTED, #2ACSR	3	6530700
4	MACH BOLT, 20" x 3/4"	2	3042000
5	WASHER SQUARE CURVED, 4" X 6"	2	3306000
6	WASHER, DOUBLE COIL LOCK, 3/4"	2	3331000

DATE: 1/24/24

REV:

DRAWN: JBP

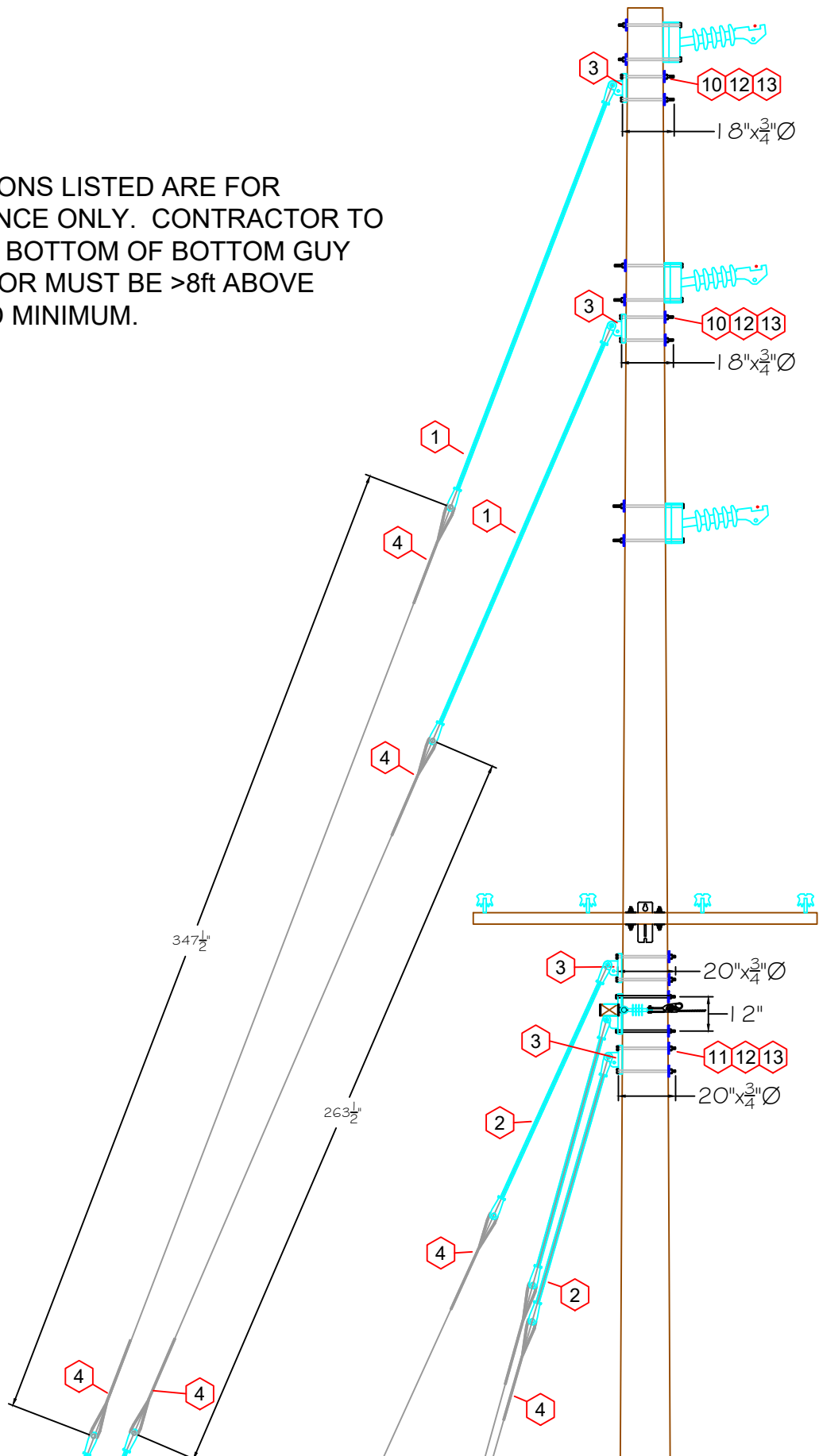
CHK: DA



PG 4
OF 6

**BEAVER TRANSMISSION POLE REPLACEMENT
CONSTRUCTION SPEC #11**

DIMENSIONS LISTED ARE FOR REFERENCE ONLY. CONTRACTOR TO VERIFY. BOTTOM OF BOTTOM GUY INSULATOR MUST BE >8ft ABOVE GROUND MINIMUM.



DATE: 1/24/24

REV:

DRAWN: JBP

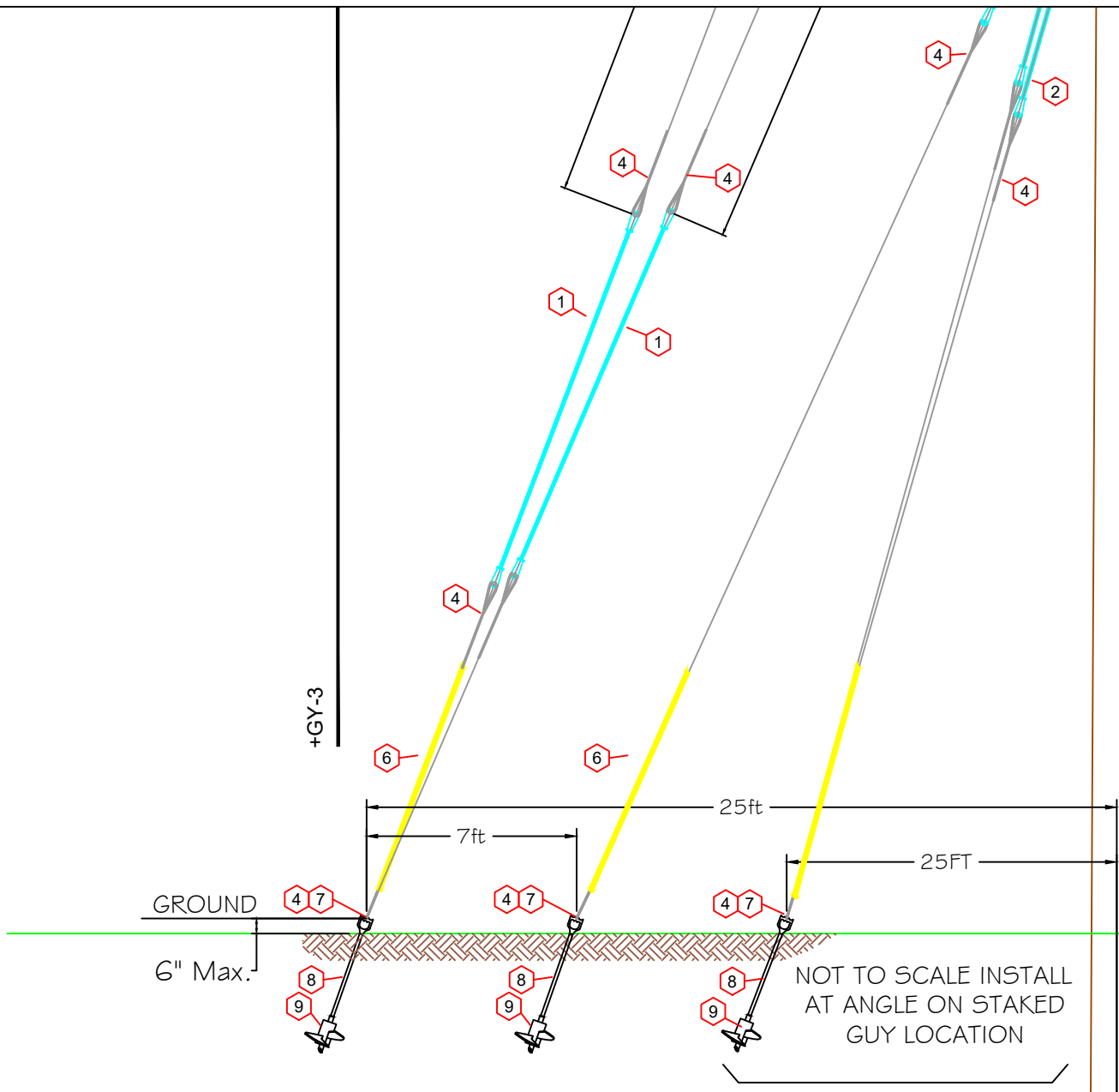
CHK: DA



PG 5
OF 6

BEAVER TRANSMISSION POLE REPLACEMENT

CONSTRUCTION SPEC #11



+GY-3			
ITEM	DESCRIPTION	QTY	STOCK#
1	GUY STRAIN INSULATOR, 144" FIBERGLASS	4	2552800
2	GUY STRAIN INSULATOR, 96" FIBERGLASS	3	2552600
3	GUY ATTACHMENT, 2-BOLT EYE-PLATE	4	2701500
4	GUY GRIP (PREFORMED) 18M	14	2101000
5	GUY WIRE, 18M	250	2050700
6	GUY GUARD, 8' YELLOW	3	2760100
7	TRIPLE EYE NUT	3	2420100
8	ANCHOR ROD, 7' x 1"	3	2485500
9	SINGLE HELIX ANCHOR, 15"	3	2290100
10	MACH BOLT, 18" x 3/4"	4	3041800
11	MACH BOLT, 20" x 3/4"	4	3042000
12	WASHER, SQUARE CURVED, 4" X 6"	8	3309000

DATE: 1/24/24

REV:

DRAWN: JBP

CHK: DA



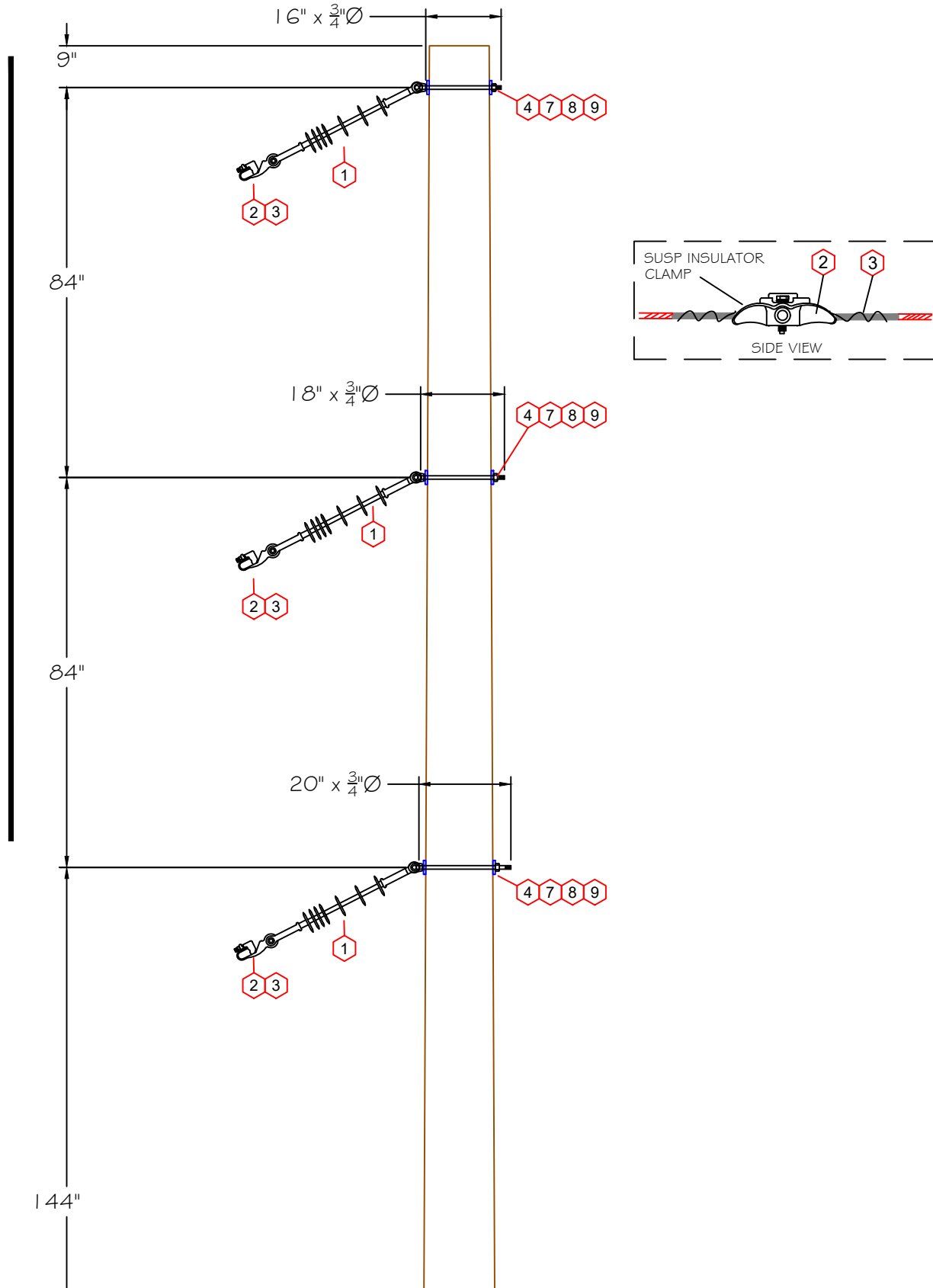
PG 6
OF 6

BEAVER TRANSMISSION POLE REPLACEMENT CONSTRUCTION SPEC #11

FIELD

ROAD

69TV6



DATE: 1/24/24

REV:

DRAWN: JBP

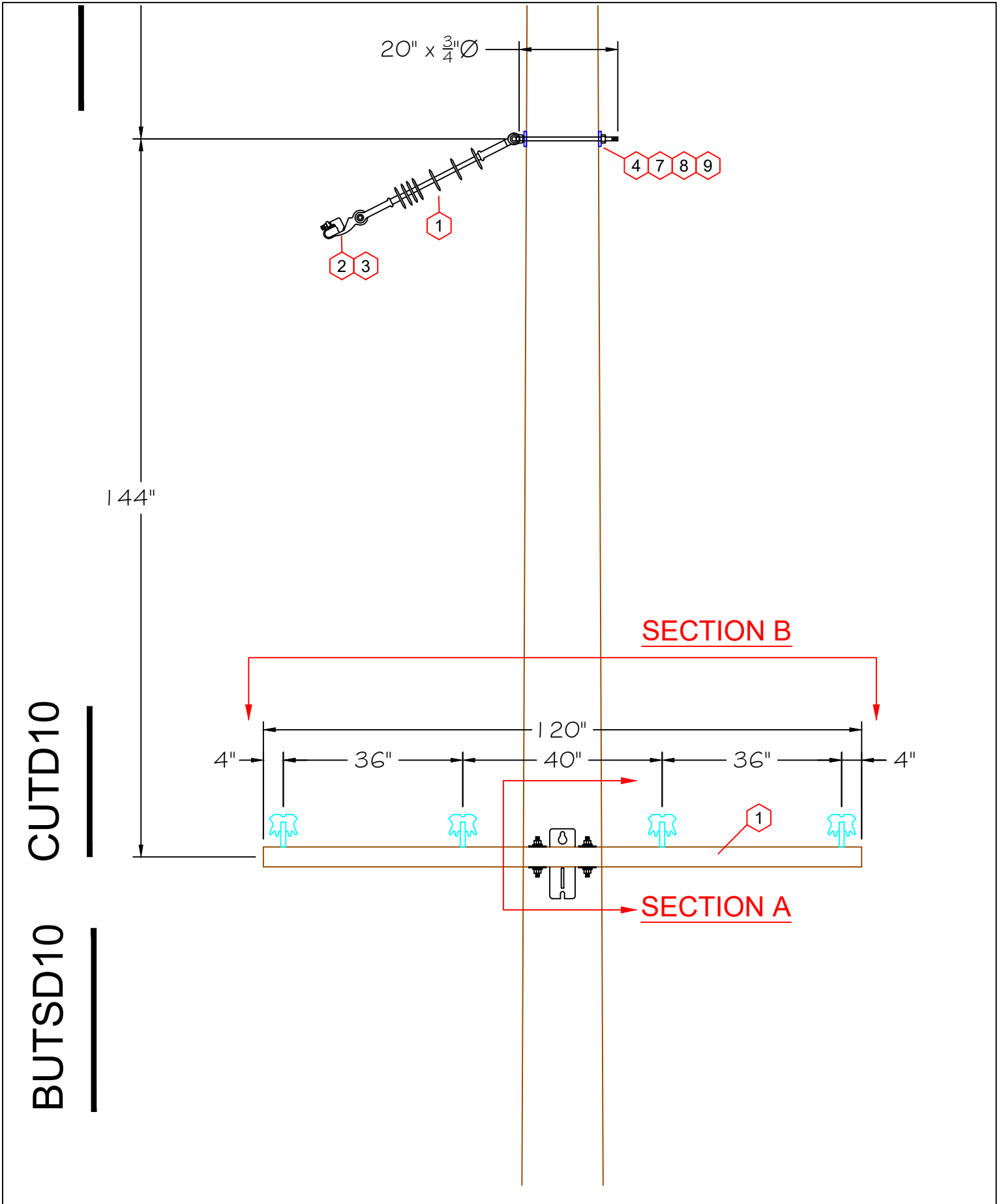
CHK:



PG 1
OF 4

BEAVER TRANSMISSION POLE REPLACEMENT

CONSTRUCTION SPEC #12



CUTD10

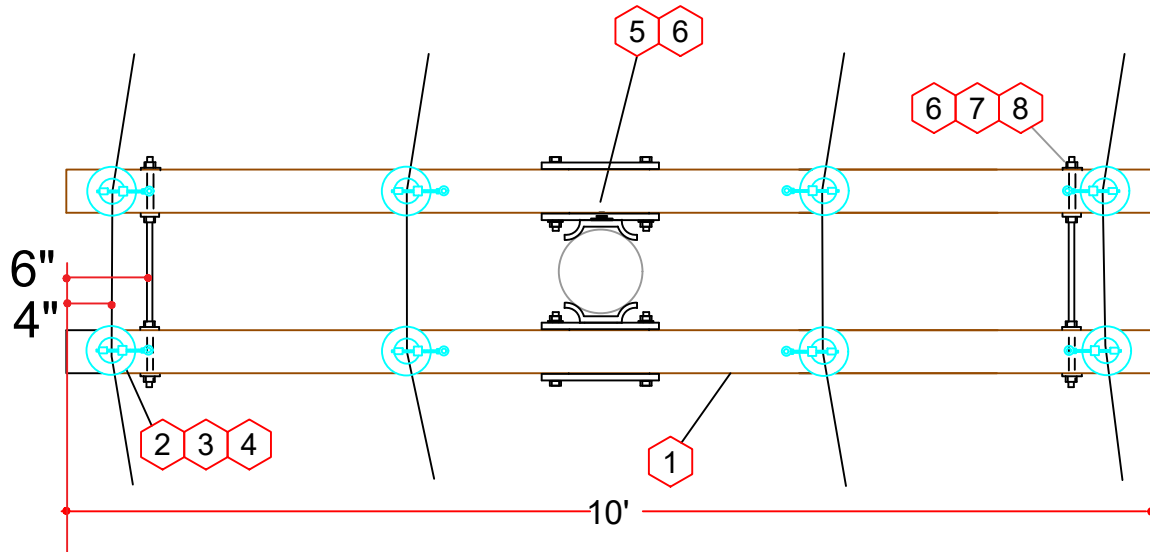
BUTSD10

DATE: 1/24/24
 REV:
 DRAWN: JBP
 CHK:

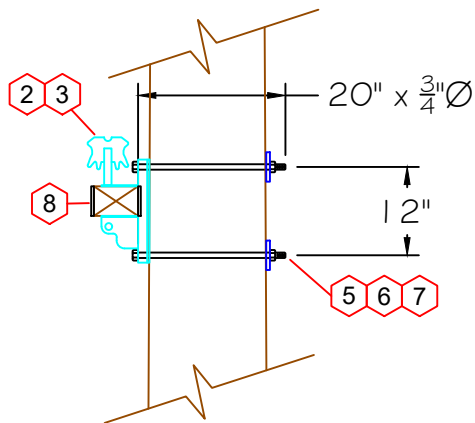


PG 2
 OF 4

BEAVER TRANSMISSION POLE REPLACEMENT
 CONSTRUCTION SPEC #12



SECTION B



SECTION A

DATE: 1/24/24

REV:

DRAWN: JBP

CHK:



PG 3
OF 4

**BEAVER TRANSMISSION POLE REPLACEMENT
CONSTRUCTION SPEC #12**

69TV6

ITEM	DESCRIPTION	QTY	STOCK#
1	SUSPENSION INSULATOR, 69KV POLY	3	4063800
2	SUSPENSION CLAMP, 795AAC	3	6553200
3	ARMOR ROD 795AAC	3	5953200
4	MACH BOLT, 16" X 3/4"	1	3041600
5	MACH BOLT, 18" X 3/4"	1	3041800
6	MACH BOLT, 20" X 3/4"	1	3042000
7	WASHER, SQ CURVED, 4"	6	3303900
8	WASHER, DOUBLE COIL LOCK, 3/4"	6	3331000
9	D-EYE	3	3990100

CUTD10

ITEM	DESCRIPTION	QTY	STOCK #
1	CROSSARM 10' HD FBGLS TANGENT	2	1051100
2	WISE TOP PIN INSULATOR 15KV	8	4001500
3	CROSSARM PIN	8	4500100
4	TIES 4/0A CSR, DOUBLE SIDE	4	6482000
5	MACH BOLT, 20" x 3/4"	2	3042000
6	WASHER SQUARE CURVED, 4" X 6"	2	3309000
7	WASHER, DOUBLE COIL LOCK, 3/4"	2	3331000
8	BOLT, DA 22" X 5/8"	2	3082200
9	WASHER, SQ FLAT 2-1/4"	8	3292000
10	WASHER, DOUBLE COIL LOCK, 5/8"	10	3330900

DATE: 1/24/24

REV:

DRAWN: JBP

CHK:

PG 4
OF 4

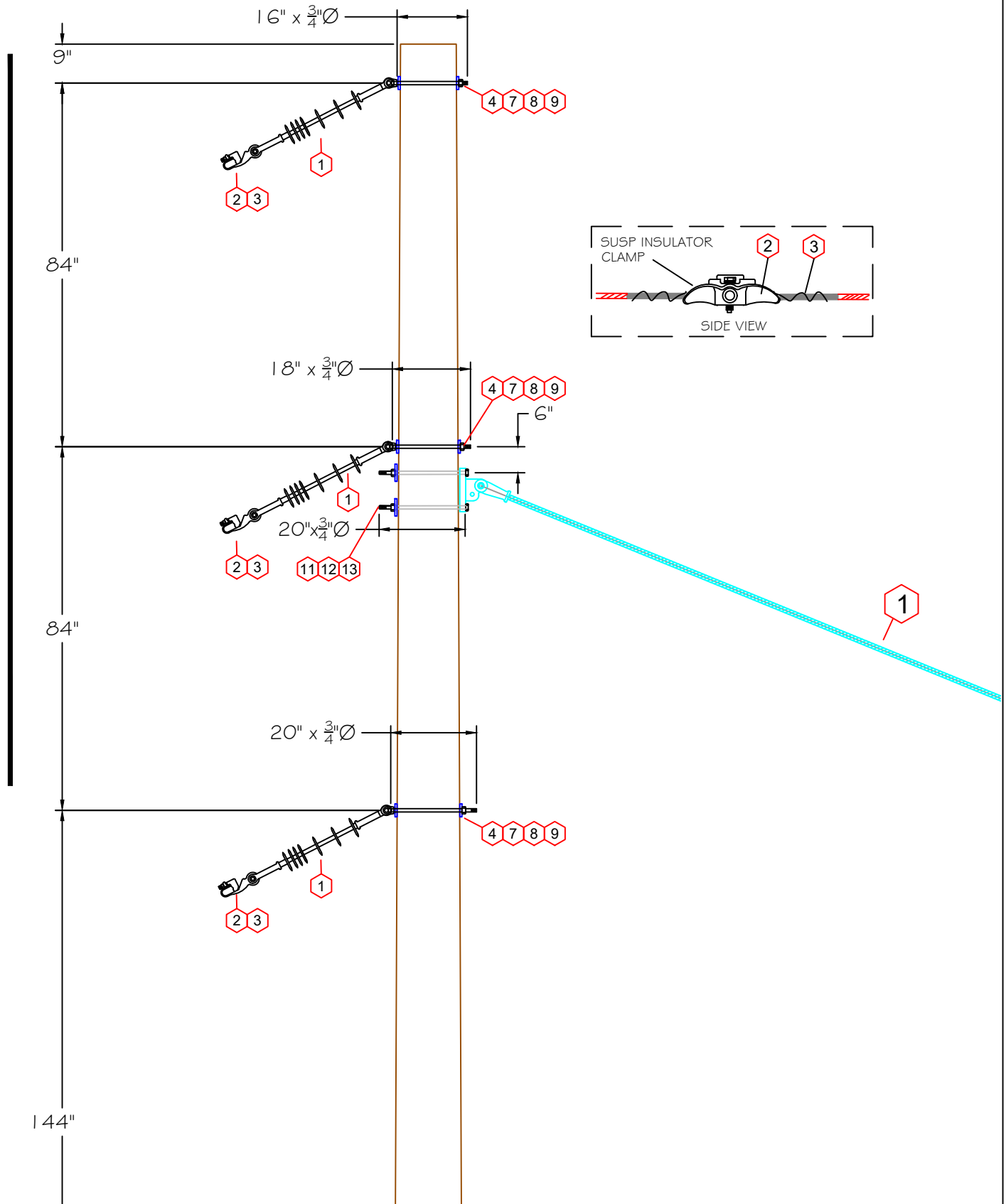
BEAVER TRANSMISSION POLE REPLACEMENT

CONSTRUCTION SPEC #12

FIELD

ROAD

69TV6



DATE: 1/24/24

REV:

DRAWN: JBP

CHK:



PG 1
OF 7

BEAVER TRANSMISSION POLE REPLACEMENT

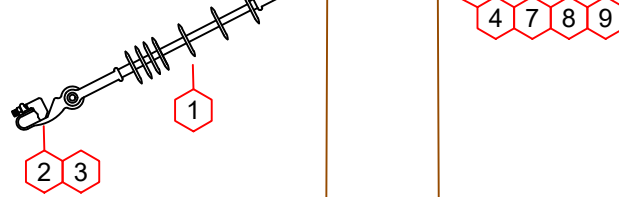
CONSTRUCTION SPEC #7

CUTD10

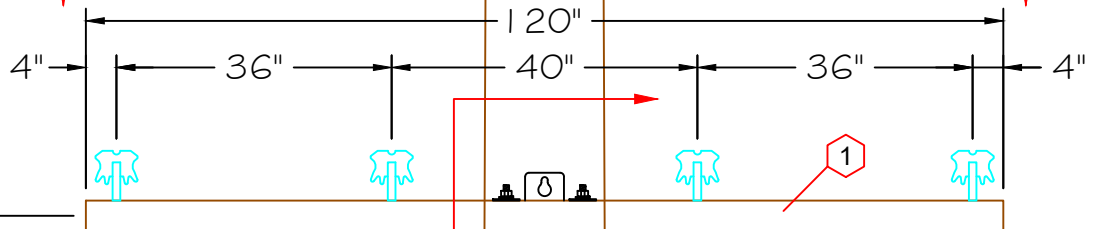
BUTSD10

144"

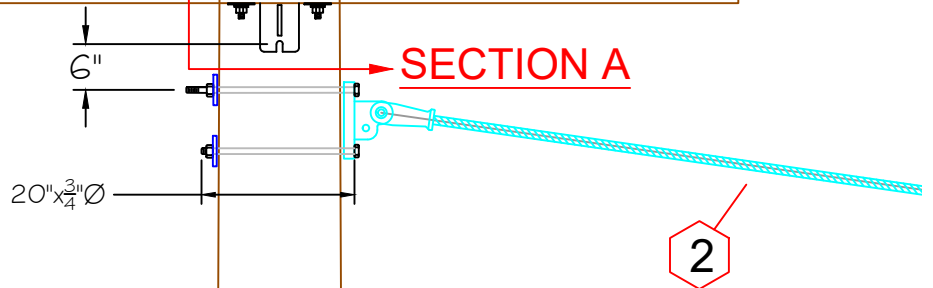
20" x $\frac{3}{4}$ " \varnothing



SECTION B



SECTION A



DATE: 1/24/24

REV:

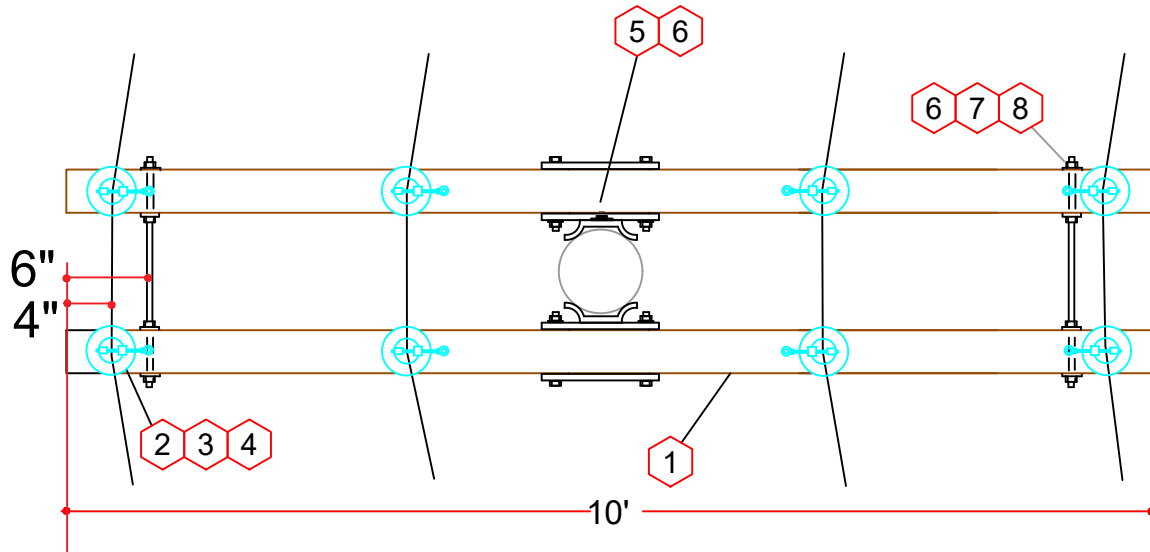
DRAWN: JBP

CHK:

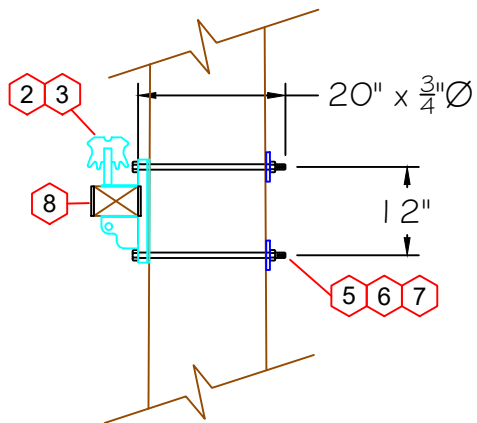


PG 2
OF 7

BEAVER TRANSMISSION POLE REPLACEMENT
CONSTRUCTION SPEC #7



SECTION B



SECTION A

DATE: 1/24/24

REV:

DRAWN: JBP

CHK:



PG 3
OF 7

**BEAVER TRANSMISSION POLE REPLACEMENT
CONSTRUCTION SPEC #7**

69TV6

ITEM	DESCRIPTION	QTY	STOCK#
1	SUSPENSION INSULATOR, 69KV POLY	3	4063800
2	SUSPENSION CLAMP, 795AAC	3	6553200
3	ARMOR ROD 795AAC	3	5953200
4	MACH BOLT, 16" X 3/4"	1	3041600
5	MACH BOLT, 18" X 3/4"	1	3041800
6	MACH BOLT, 20" X 3/4"	1	3042000
7	WASHER, SQ CURVED, 4"	6	3303900
8	WASHER, DOUBLE COIL LOCK, 3/4"	6	3331000
9	D-EYE	3	3990100

CUTD10

ITEM	DESCRIPTION	QTY	STOCK #
1	CROSSARM 10' HD FBGLS TANGENT	2	1051100
2	WISE TOP PIN INSULATOR 15KV	8	4001500
3	CROSSARM PIN	8	4500100
4	TIES 4/0ACSR, DOUBLE SIDE	4	6482000
5	MACH BOLT, 20" x 3/4"	2	3042000
6	WASHER SQUARE CURVED, 4" X 6"	2	3309000
7	WASHER, DOUBLE COIL LOCK, 3/4"	2	3331000
8	BOLT, DA 22" X 5/8"	2	3082200
9	WASHER, SQ FLAT 2-1/4"	8	3292000
10	WASHER, DOUBLE COIL LOCK, 5/8"	10	3330900

DATE: 1/24/24

REV:

DRAWN: JBP

CHK:

PG 4
OF 7

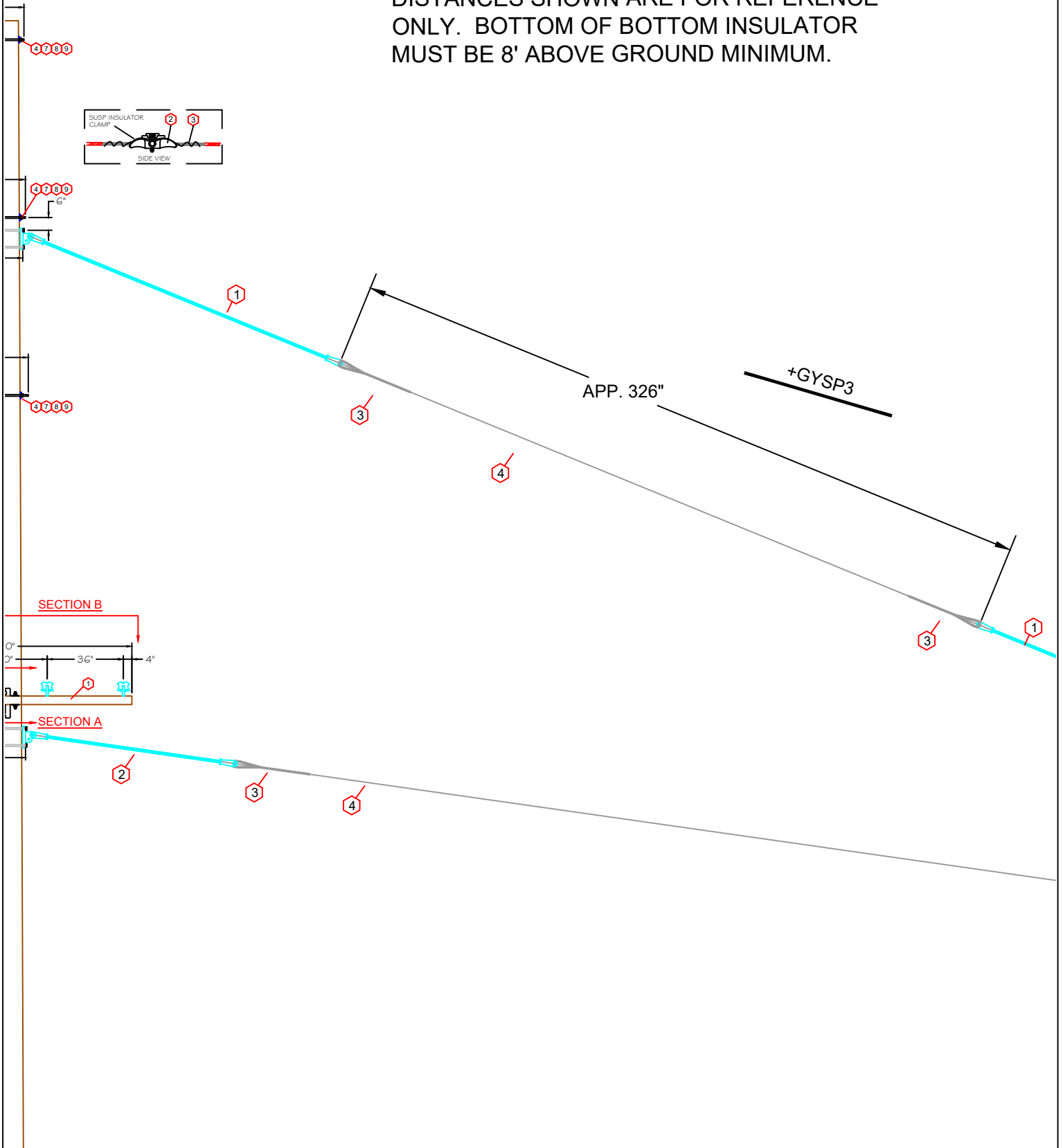
BEAVER TRANSMISSION POLE REPLACEMENT

CONSTRUCTION SPEC #7

ROAD

NOTE:

DISTANCES SHOWN ARE FOR REFERENCE ONLY. BOTTOM OF BOTTOM INSULATOR MUST BE 8' ABOVE GROUND MINIMUM.



DATE: 1/24/24

REV:

DRAWN: JBP

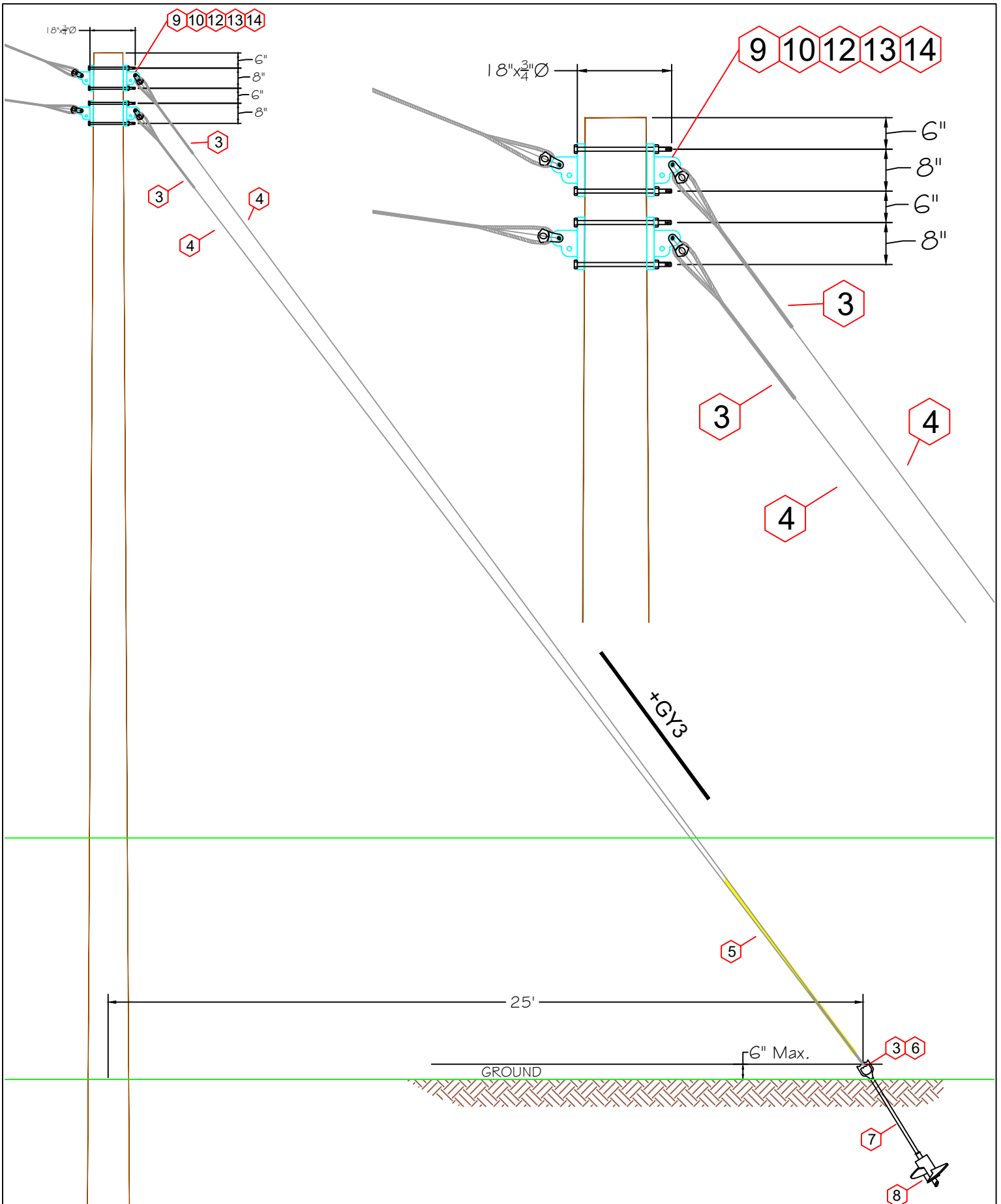
CHK:



PG 5
OF 7

BEAVER TRANSMISSION POLE REPLACEMENT

CONSTRUCTION SPEC #7



DATE: 1/24/24

REV:

DRAWN: JBP

CHK: DA



PG 6
OF 7

BEAVER TRANSMISSION POLE REPLACEMENT CONSTRUCTION SPEC #7

+GYSP3 / +GY3

ITEM	DESCRIPTION	QTY	STOCK#
1	GUY STRAIN INSULATOR, 144" FIBERGLASS	2	2552800
2	GUY STRAIN INSULATOR, 96" FIBERGLASS	1	2552600
3	GUY GRIP (PREFORMED) 18M	10	2101000
4	GUY WIRE, 18M	325	2050700
5	GUY GUARD, 8' YELLOW	1	2760100
6	TRIPLE EYE NUT	1	2420100
7	ANCHOR ROD, 7' x 1"	1	2485500
8	SINGLE HELIX ANCHOR, 15"	1	2290100
9	GUY ATTACHMENT, 2-BOLT EYE PLATE	6	2701500
10	MACH BOLT, 18" X 3/4"	4	3041800
11	MACH BOLT, 20" X 3/4"	4	3042000
12	WASHER, SQUARE CURVED 4" x 4"	8	3306000
13	WASHER, DOUBLE COIL LOCK 3/4"	8	3331000
14	CLEVIS THIMBLE	4	2870400

DATE: 1/24/24

REV:

DRAWN: JBP

CHK:



PG 7
OF 7

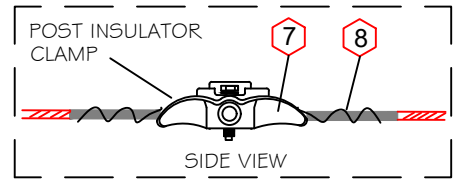
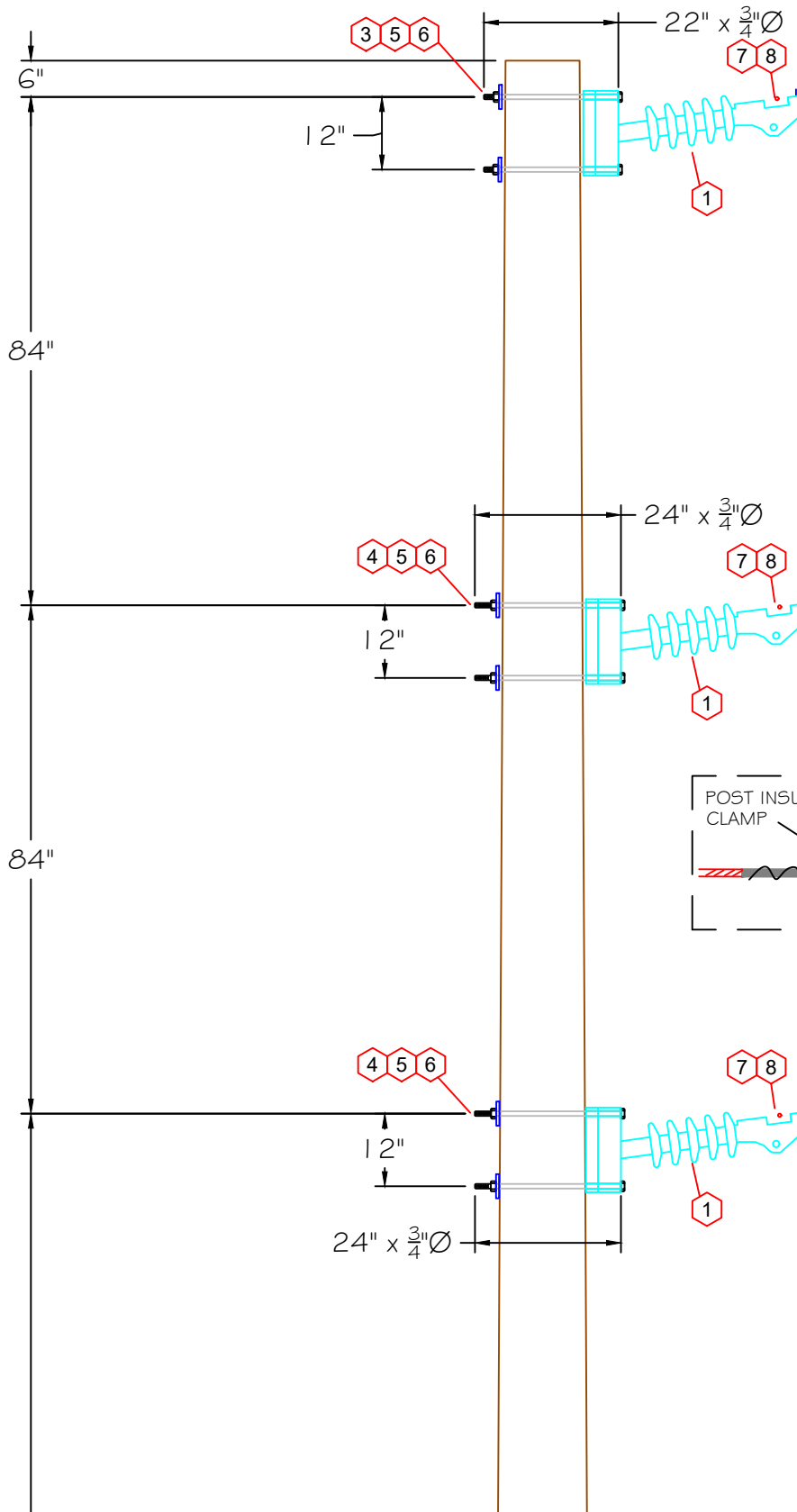
BEAVER TRANSMISSION POLE REPLACEMENT

CONSTRUCTION SPEC #7

FIELD

ROAD

69TV1



DATE: 1/24/24

REV:

DRAWN: JBP

CHK: DA

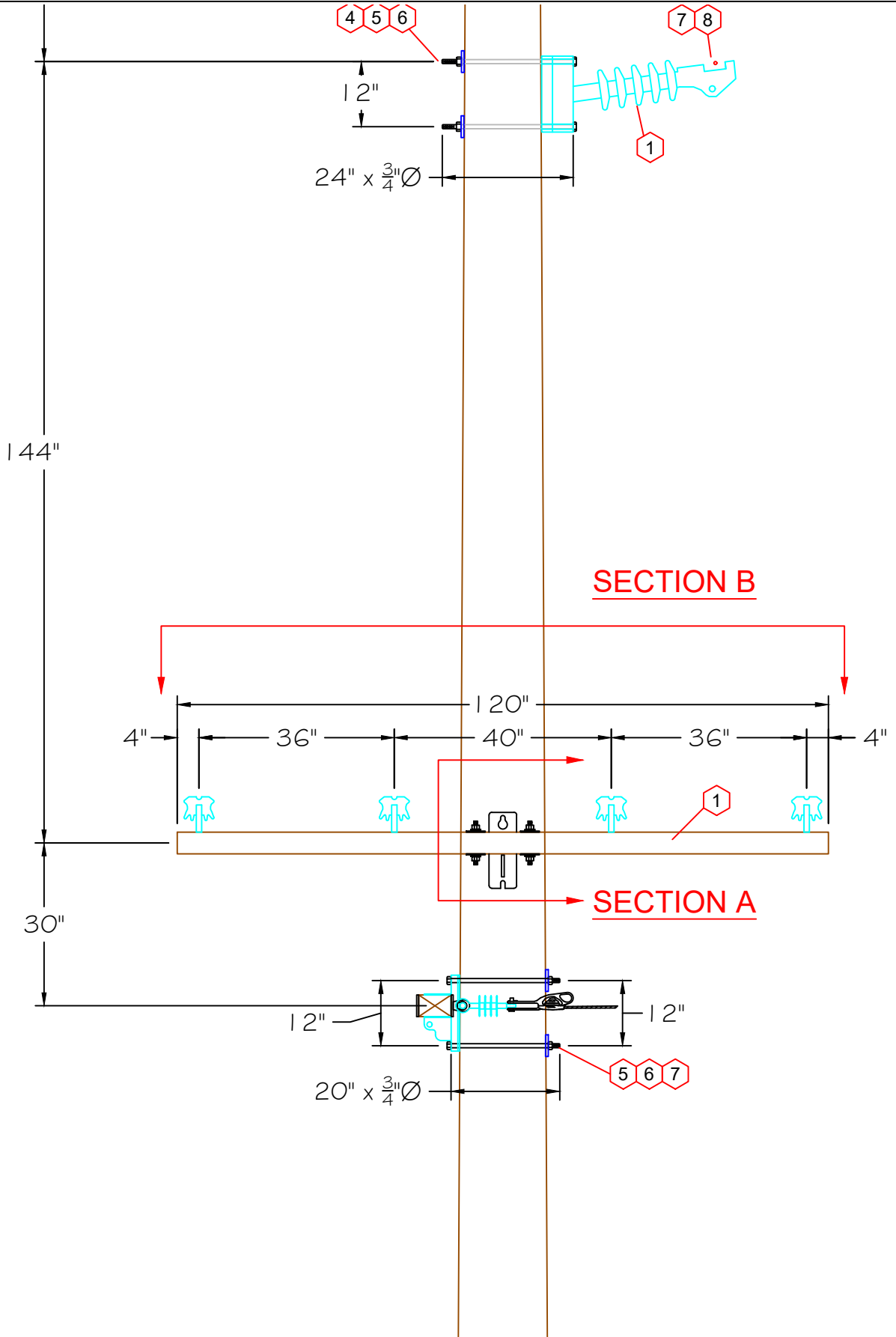


PG 1
OF 7

BEAVER TRANSMISSION POLE REPLACEMENT

CONSTRUCTION SPEC #14

BUTSD10 CUTD10



DATE: 1/24/24

REV:

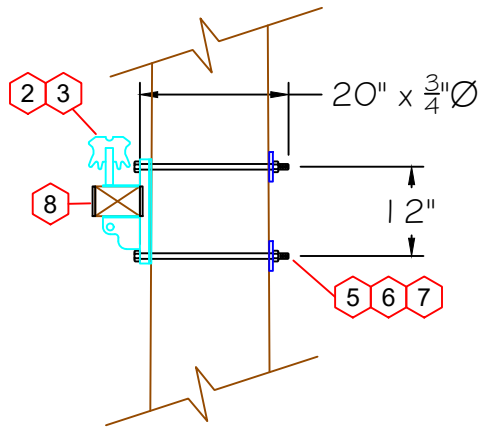
DRAWN: JBP

CHK: DA

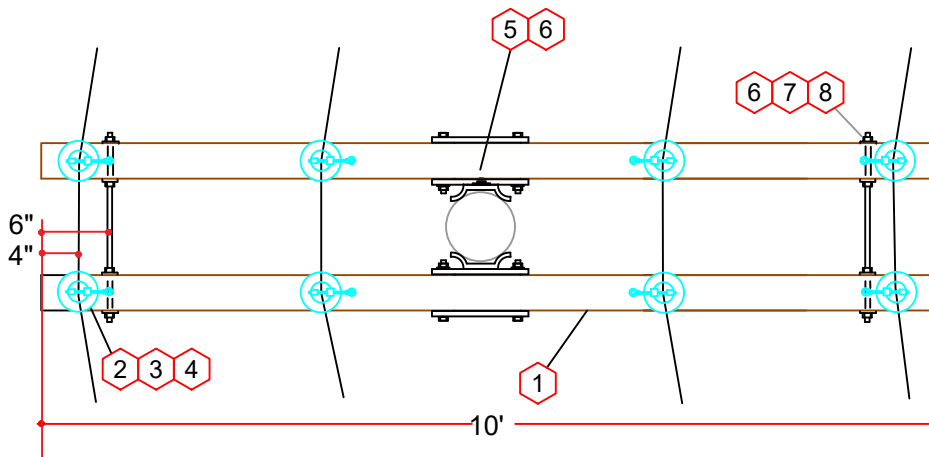


PG 2
OF 7

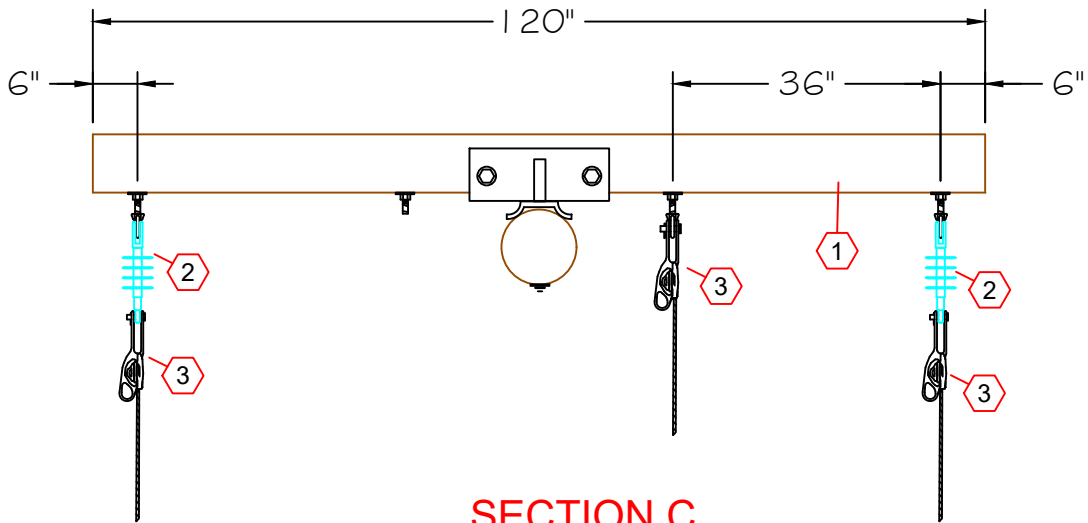
BEAVER TRANSMISSION POLE REPLACEMENT
CONSTRUCTION SPEC #14



SECTION A



**SECTION B
CUTD10**



**SECTION C
BUTSD10**

DATE: 1/24/24

REV:

DRAWN: JBP

CHK: DA



PG 3
OF 7

**BEAVER TRANSMISSION POLE REPLACEMENT
CONSTRUCTION SPEC #14**

69TV1			
ITEM	DESCRIPTION	QTY	STOCK#
1	POST INSUL - HORZ GB 69KV POLY	2	4063000
2	POLE TOP BRACKET - 69KV	1	4534000
3	MACH BOLT, 22" x 3/4"	2	3042200
4	MACH BOLT 24" x 3/4"	4	3042400
5	WASHER, SQ CURVED, 3"	6	3303900
6	WASHER, DOUBLE COIL LOCK, 3/4"	6	3331000
7	POST INSUL CLAMP 795AAC	3	6547500
8	ARMOR ROD 795AAC	3	5953200

CUTD10			
ITEM	DESCRIPTION	QTY	STOCK #
1	CROSSARM 10' HD FBGLS TANGENT	2	1051100
2	WISE TOP PIN INSULATOR 15KV	8	4001500
3	CROSSARM PIN	8	4500100
4	TIES 4/0ACSR, DOUBLE SIDE	4	6482000
5	MACH BOLT, 20" x 3/4"	2	3042000
6	WASHER SQUARE CURVED, 4" X 6"	2	3309000
7	WASHER, DOUBLE COIL LOCK, 3/4"	2	3331000
8	BOLT, DA 22" X 5/8"	2	3082200
9	WASHER, SQ FLAT 2-1/4"	8	3292000
10	WASHER, DOUBLE COIL LOCK, 5/8"	10	3330900

BUTSD10			
ITEM	DESCRIPTION	QTY	STOCK #
1	CROSSARM 10'XHD 4H DEADEND FBGLS	1	1095510
2	SUSPENSION INSULATOR, 15KV POLY	2	4021500
3	DEAD-END, BOLTED, #2ACSR	3	6530700
4	MACH BOLT, 20" x 3/4"	2	3042000
5	WASHER SQUARE CURVED, 4" X 6"	2	3306000
6	WASHER, DOUBLE COIL LOCK, 3/4"	2	3331000

DATE: 1/24/24

REV:

DRAWN: JBP

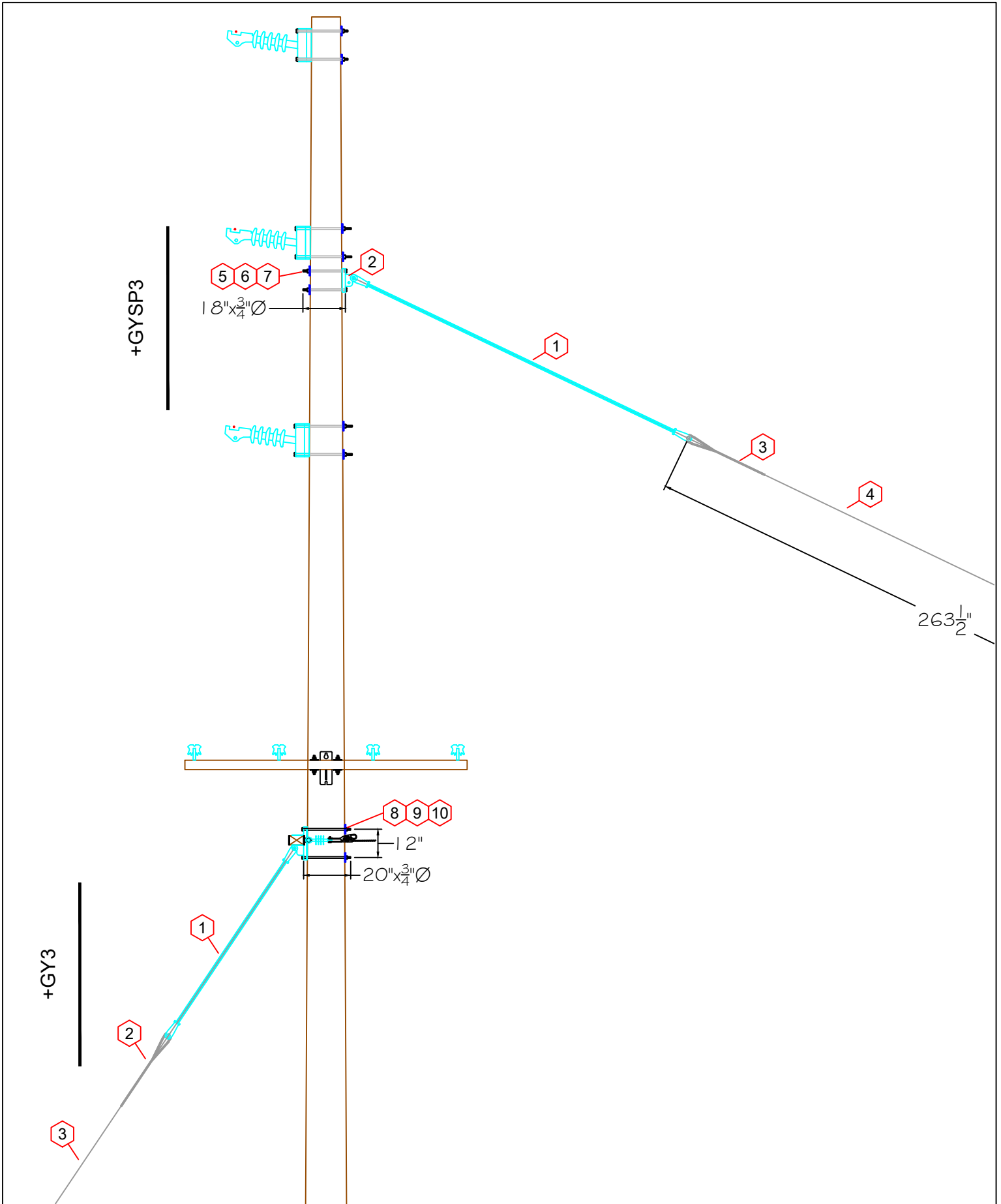
CHK: DA



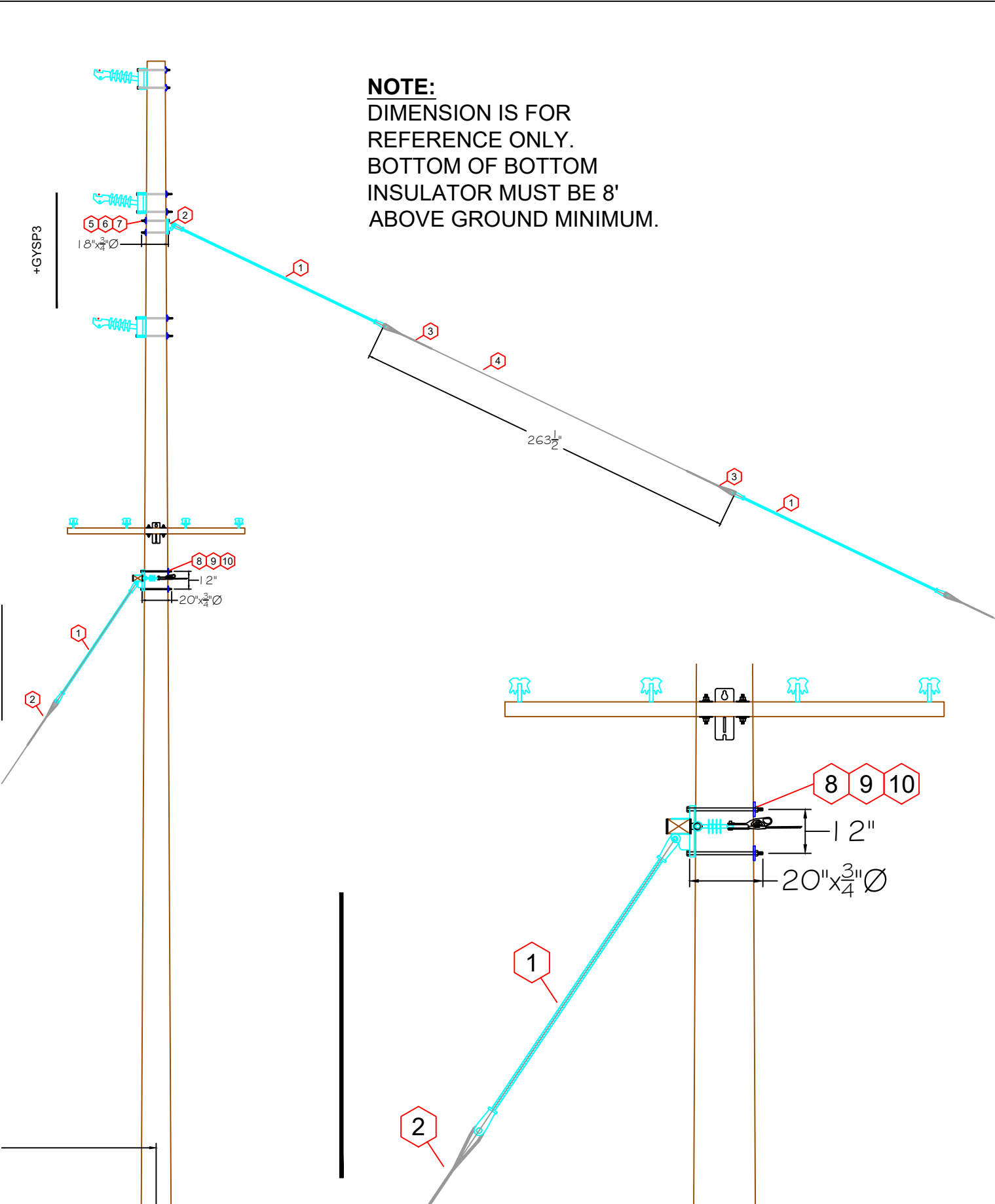
PG 4
OF 7

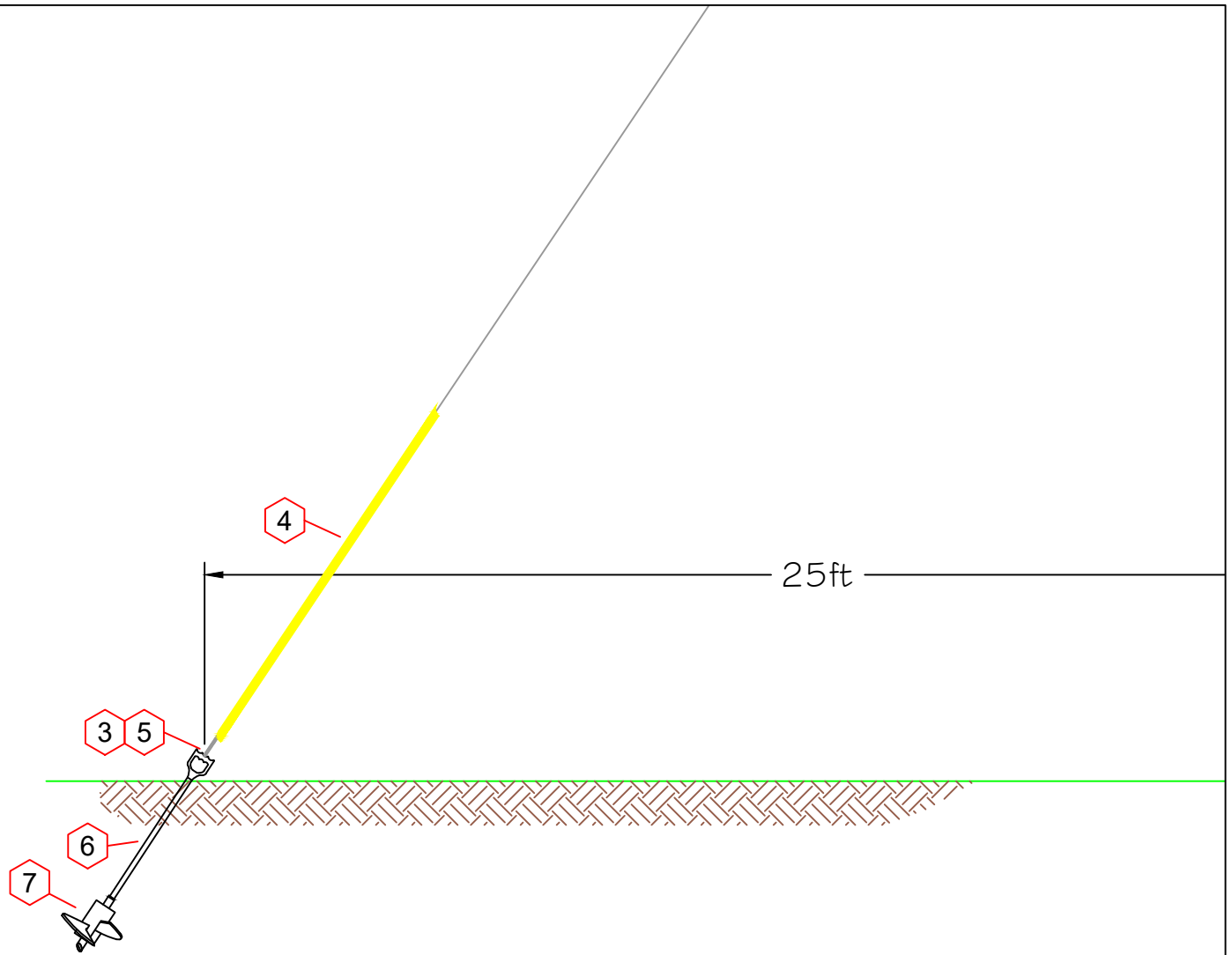
BEAVER TRANSMISSION POLE REPLACEMENT

CONSTRUCTION SPEC #14



NOTE:
 DIMENSION IS FOR
 REFERENCE ONLY.
 BOTTOM OF BOTTOM
 INSULATOR MUST BE 8'
 ABOVE GROUND MINIMUM.





+GYSP3			
ITEM	DESCRIPTION	QTY	STOCK#
1	GUY STRAIN INSULATOR, 144" FIBERGLASS	2	2552800
2	GUY ATTACHMENT, 2-BOLT EYE-PLATE	1	2701500
3	GUY GRIP (PREFORMED) 18M	3	2101000
4	GUY WIRE, 18M	250	2050700
5	MACH BOLT, 18" x 3/4"	2	3041800
6	WASHER, SQUARE CURVED, 4" X 6"	2	3309000
7	WASHER, DOUBLE COIL LOCK	2	3331000

+GY3			
ITEM	DESCRIPTION	QTY	STOCK#
1	GUY STRAIN INSULATOR, 96" FIBERGLASS	1	2552600
2	GUY GRIP (PREFORMED) 18M	2	2101000
3	GUY WIRE, 18M	50	2050700
4	GUY GUARD, 8' YELLOW	1	2760100
5	TRIPLE EYE NUT	1	2420100
6	ANCHOR ROD, 7' x 1"	1	2485500
7	SINGLE HELIX ANCHOR, 15"	1	2290100
8	MACH BOLT, 20" x 3/4"	2	3042000
9	WASHER, SQUARE CURVED, 4" X 6"	8	3309000
10	WASHER, DOUBLE COIL LOCK	8	3331000

DATE: 1/24/24

REV:

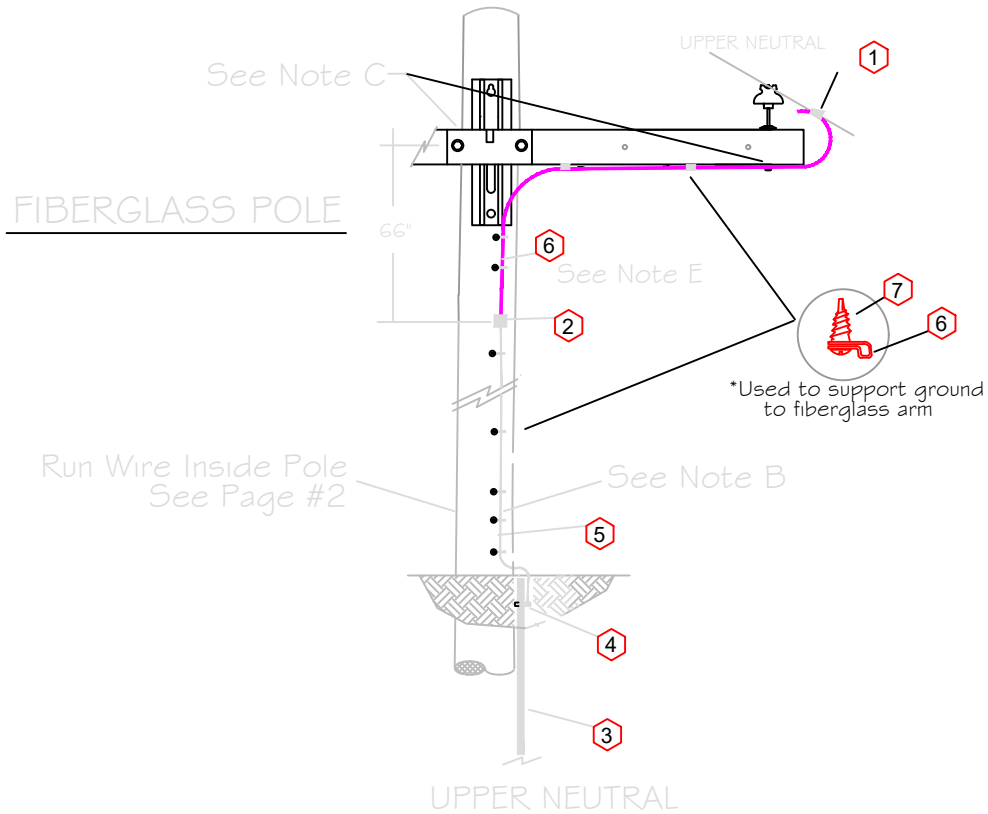
DRAWN: JBP

CHK: DA



PG 7
OF 7

BEAVER TRANSMISSION POLE REPLACEMENT CONSTRUCTION SPEC #14



NOTES:

A. GROUND WIRE TO BE LOCATED ON SAME SIDE AS NEUTRAL CONDUCTOR AND IN QUADRANT OPPOSITE CLIMBING SPACE OR POLE TOP PIN.

B. STAPLES ON GROUND WIRE SHALL BE 24" APART, EXCEPT FOR A DISTANCE OF 8- FEET ABOVE GROUND AND 8'-FEET FROM POLE TOP WHERE THEY SHALL BE 6-INCHES APART. USE GROUND WIRE CLIPS & SCREWS FOR FIBERGLASS POLES (GR-7 & GR-7.1).

C. GROUND WIRE TO CLEAR ALL HARDWARE BY 2-INCHES MINIMUM AND SHALL BE STAPLED TO MAINTAIN THIS MINIMUM.

D. WITH 556.5 UPPER NEUTRAL. INSTALL #2 CU STRANDED GROUND WIRE TO JUST BELOW THE TRANSFORMER POSITION. CONTINUE TO GROUND ROD WITH STANDARD POLE GROUND.

ITEM	DESCRIPTION	FBRGLS W/ 556.5	
		UPR-N GR-27	STOCK #
1	AMP 556.5 AAC to #2CU	1	6308320
2	CRIMPET #2-6	1	6060500
3	GROUND ROD 8' x 5/8" CU	1	3420800
4	GROUND ROD CLAMP 5/8"	1	6663900
5	6 CU TIE WIRE SOLID (SEE 1200)	40'	5030300
6	2 CU SD 7-STRAND (SEE 1200)	14'	5080700
7	GROUND WIRE CLIP (FOR FBRGLS)	15	6664000
8	SS SELF TAP SCREW (FOR FBRGLS)	15	6664100

DATE: 08/20/04
 REV: 04/12/15
 DRAWN: JK/DT
 CHK: RADP

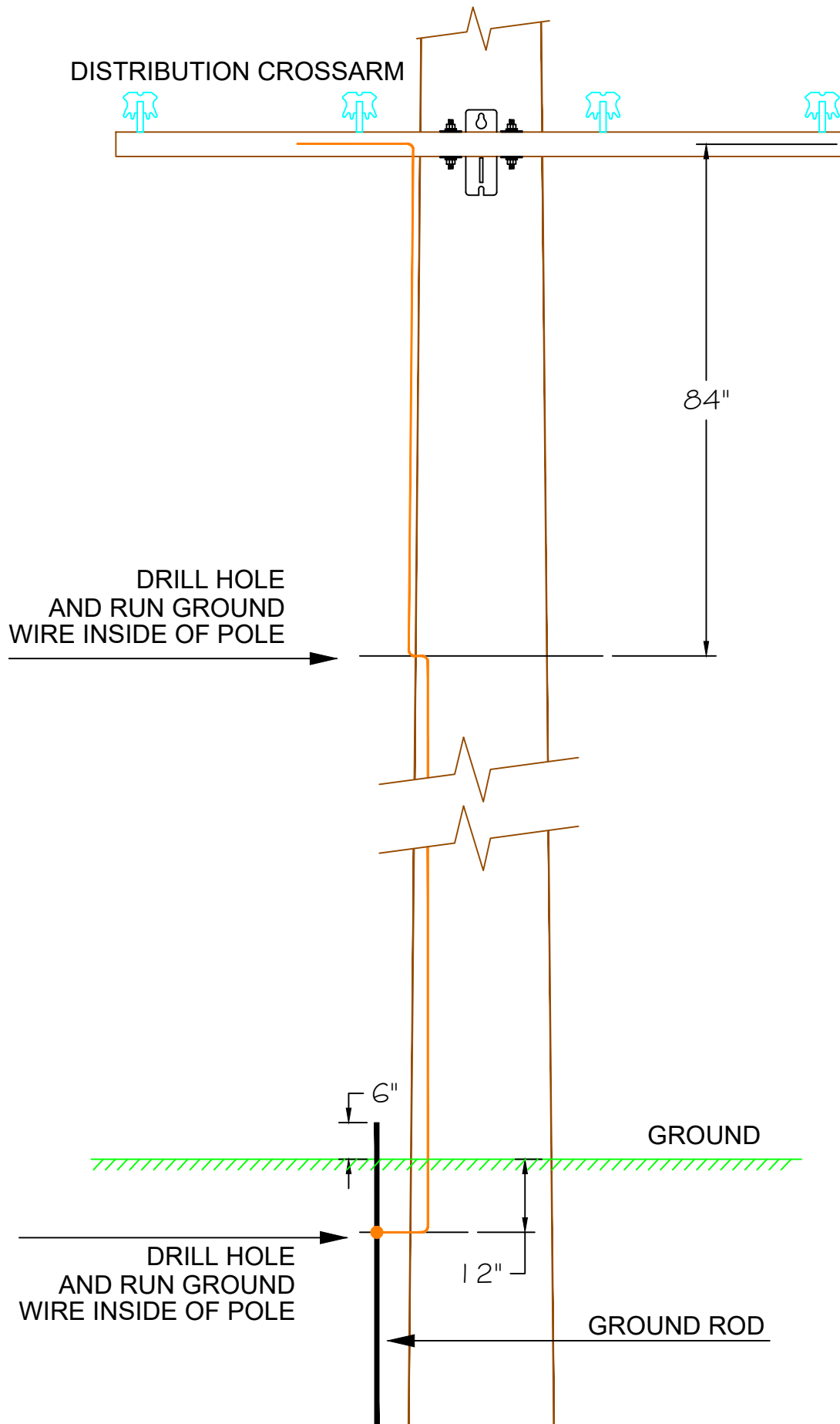


PG 1
OF 2

GROUP: GROUNDING - OVERHEAD DISRIBUTION
TYPE: FIBERGLASS POLE CONSTRUCTION

OPTIONS: UPPER NEUTRAL OR LOWER NEUTRAL
 UPPER NEUTRAL OR LOWER NEUTRAL

GR-27



DATE: 08/20/04
 REV: 04/12/15
 DRAWN: JK/DT
 CHK: RA/DP

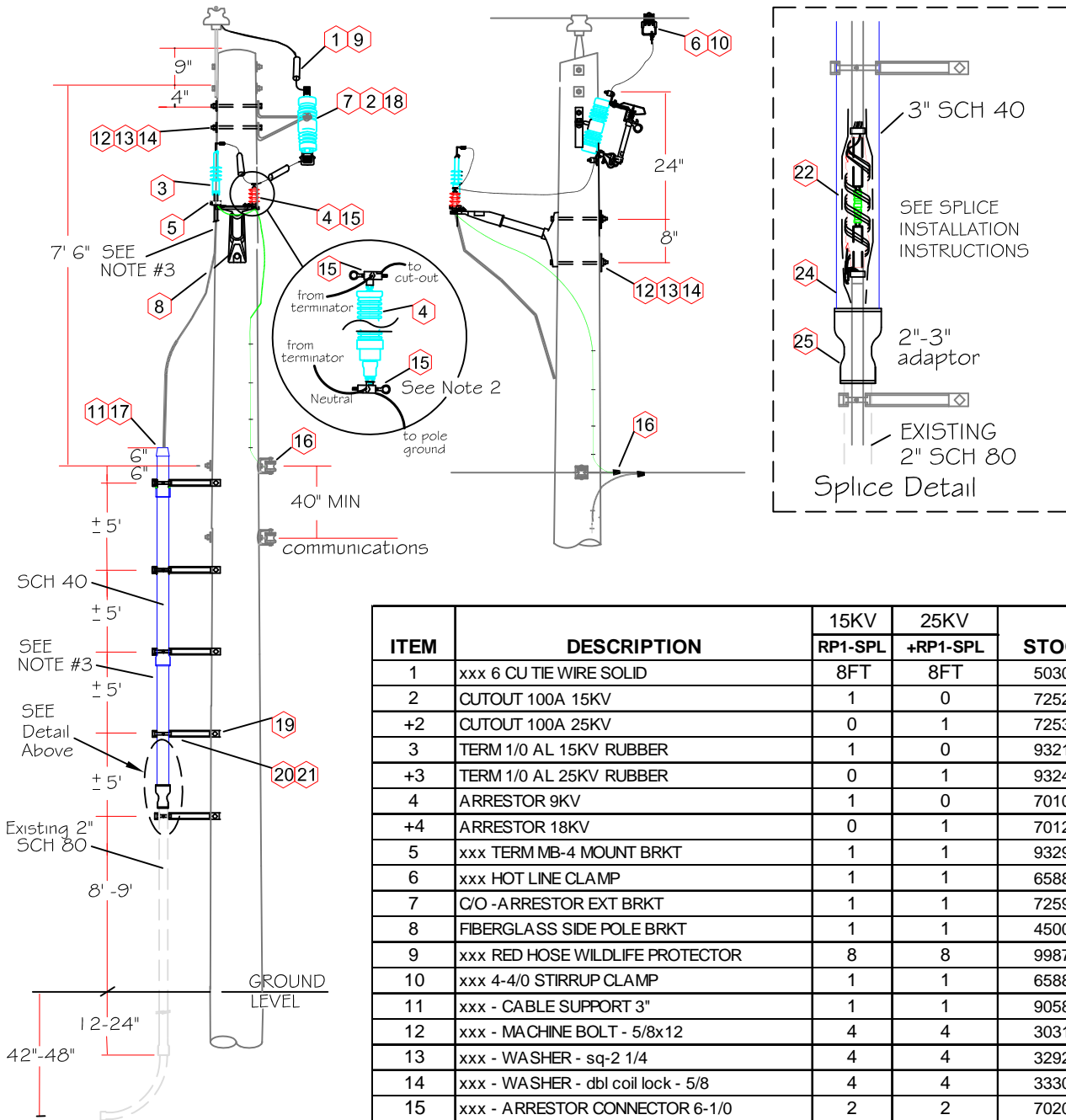


PG 2
 OF 2

GROUP: GROUNDING - OVERHEAD DISRIBUTION
TYPE: FIBERGLASS POLE CONSTRUCTION

OPTIONS: _____

GR-27



NOTE:

1. FOR X-ARM, OMIT #7
FOR PVC CONDUIT
OMIT #25 & 26
2. CONNECTOR:
6-1/0 USE 7020000
2/0-350 USE 7020040
3. INSTALL LABELS FOR SPLICE AND
CABLE PER SPECIFICATIONS.

ITEM	DESCRIPTION	15KV	25KV	STOCK #
		RP1-SPL	+RP1-SPL	
1	xxx 6 CU TIE WIRE SOLID	8FT	8FT	5030300
2	CUTOUT 100A 15KV	1	0	7252200
+2	CUTOUT 100A 25KV	0	1	7253800
3	TERM 1/0 AL 15KV RUBBER	1	0	9321600
+3	TERM 1/0 AL 25KV RUBBER	0	1	9324000
4	ARRESTOR 9KV	1	0	7010500
+4	ARRESTOR 18KV	0	1	7012000
5	xxx TERM MB-4 MOUNT BRKT	1	1	9329900
6	xxx HOT LINE CLAMP	1	1	6588500
7	C/O -ARRESTOR EXT BRKT	1	1	7259000
8	FIBERGLASS SIDE POLE BRKT	1	1	4500600
9	xxx RED HOSE WILDLIFE PROTECTOR	8	8	9987600
10	xxx 4-4/0 STIRRUP CLAMP	1	1	6588700
11	xxx - CABLE SUPPORT 3"	1	1	9058210
12	xxx - MACHINE BOLT - 5/8x12	4	4	3031200
13	xxx - WASHER - sq-2 1/4	4	4	3292000
14	xxx - WASHER - dbl coil lock - 5/8	4	4	3330900
15	xxx - ARRESTOR CONNECTOR 6-1/0	2	2	7020000
16	xxx - CONNECTOR -AMPACT (SEE 1000.CN)	1	1	AS REQ'D
17	xxx - MULTI CAP 3"	1	1	9060300
18	xxx - FUSE (SEE 830.FU)	1	1	AS REQ'D
19	xxx - LAG SCREW 4 X 1/2"	12	12	3201500
20	xxx - STANDOFF BRKT 15	6	6	8995100
21	xxx - CINCH CLAMP 3" STANDOFF	6	6	8955700
22	SPLICE KIT 1/0 15KV	1	0	9170400
+22	SPLICE KIT 1/0 25KV	0	1	9172100
24	CONDUIT 3 SCH 40	30FT	30FT	8031200
25	XXX REDUCER 3 TO 2 PVC	1	1	8308000
26				

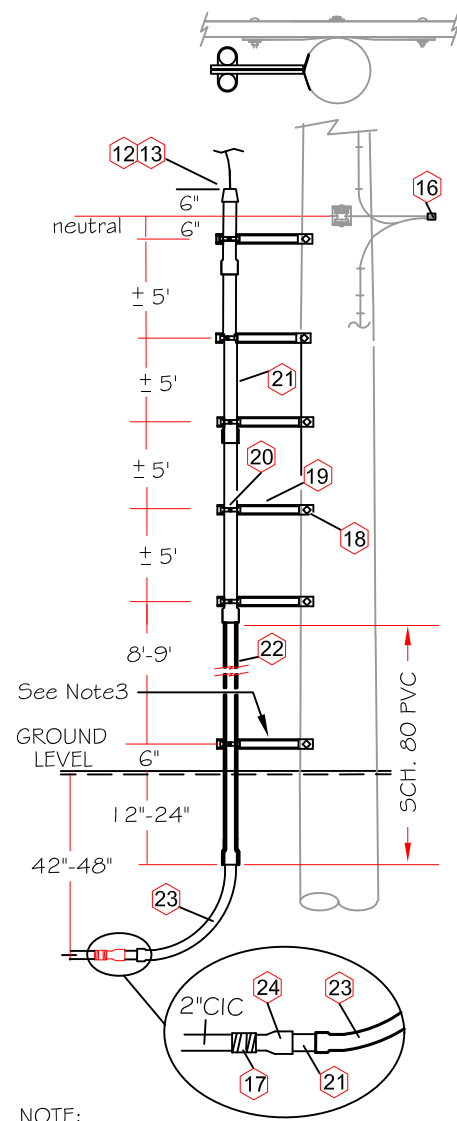
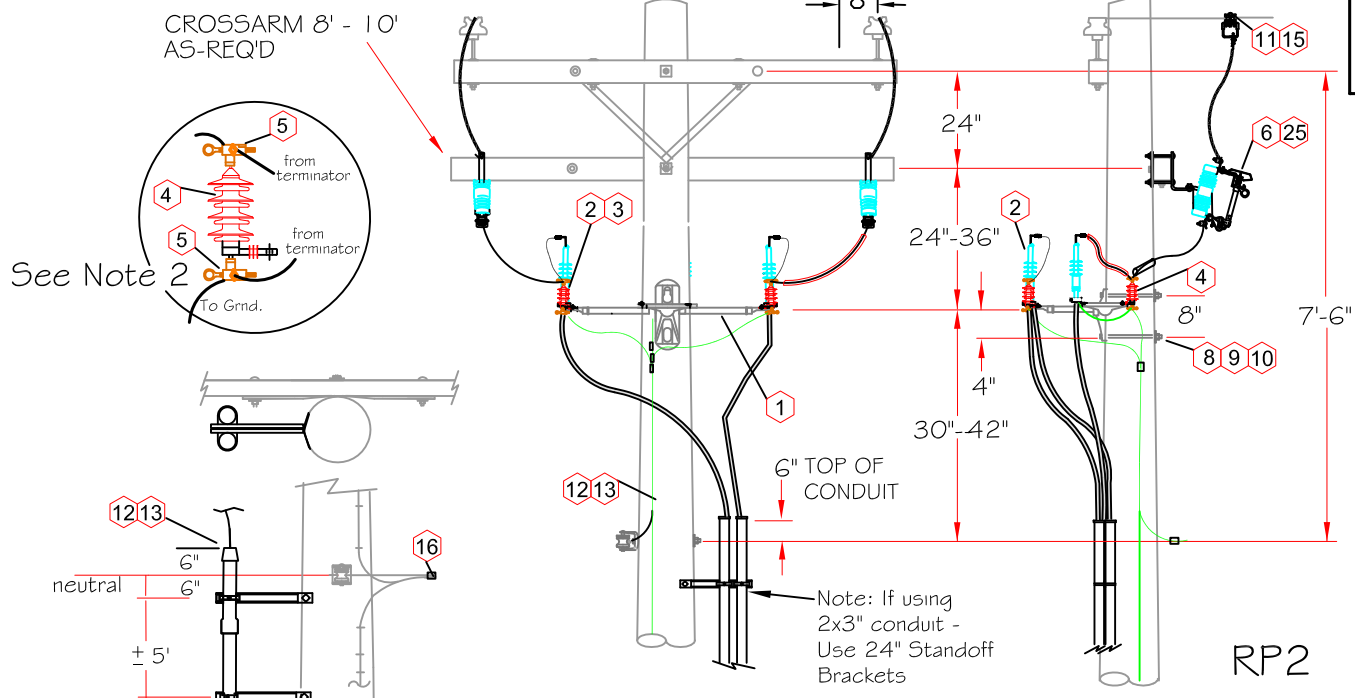
DATE: 01/11/06
 REV: 02/2107
 DRAWN: JK/DT
 CHK: RA/DP

PG 1 OF 1

GROUP: OVERHEAD TO UNDERGROUND
TYPE: Riser Pole - Single Phase - Splice 1/0 AL

OPTIONS: 15KV
25KV


RP1-SPL
+RP1-SPL



- NOTE:
- FOR PVC OMIT #24 & #17
 - CONNECTOR:
6-1/0 USE 7020000
2/0-350 USE 7020040
 - Remove after Cable Termination

ITEM	DESCRIPTION	15KV	25KV	STOCK #
		RP2	+RP2	
1	ALUMAFORM FBGLS 3-WAY BRKT	1	1	9451900
2	TERM 1/0 AL 15KV RUBBER	2	0	9321600
+2	TERM 1/0 AL 25KV RUBBER	0	2	9324000
3	xxx - TERM MB-4 MOUNT BRKT	2	2	9329900
4	ARRESTOR 9KV	2	0	7010500
+4	ARRESTOR 18KV	0	2	7012000
5	xxx ARRESTOR CONNECTOR 6-1/0	4	4	7020000
6	CUTOUT 100A 15KV	2	0	7252200
+6	CUTOUT 100A 25KV	0	2	7253800
7	xxx - RED HOSE WILDLIFE PROTECTOR	12	12	9987600
8	xxx - MACHINE BOLT - 5/8 X 14	2	2	3031400
9	xxx - WASHER - sq-2 1/4	2	2	3292000
10	xxx - WASHER - dbl coil lock - 5/8	2	2	3330900
11	xxx - HOT LINE CLAMP	2	2	6588500
12	xxx - CABLE SUPPORT 2 1/0 15KV 220	2	2	9059200
13	xxx - MULTI CAP 2"	2	2	9060200
14	xxx 6 CU TIE WIRE SOLID	16FT	16FT	5030300
15	xxx - STIRRUP CLAMP (SEE 1000.CL)	2	2	AS REQ'D
16	xxx - CONNECTOR -CRIMPT 2-2	3	3	6060700
17	xxx COUPLING 2" PVC - CIC AL	1	1	8382000
18	xxx - LAG SCREW 4 X 1/2"	14	14	3201500
19	xxx - STANDOFF BRKT 15	6	6	8995100
20	xxx - CINCH CLAMP 2 STANDOFF	12	12	8955500
21	xxx - CONDUIT 2 SCH 40	50Ft	50Ft	8030800
22	xxx - CONDUIT 2 SCH 80	20Ft	30Ft	8040800
23	xxx - SWEEP 2" PVC 90	2	2	8132800
24	xxx - ADAPTER MALE 2" PVC	1	1	8303200
25	FUSE (SEE 830.FU)	1	1	AS REQ'D

DATE: 01/11/06
 REV: 11/11/14
 DRAWN: JK/DT
 CHK: RA/DP



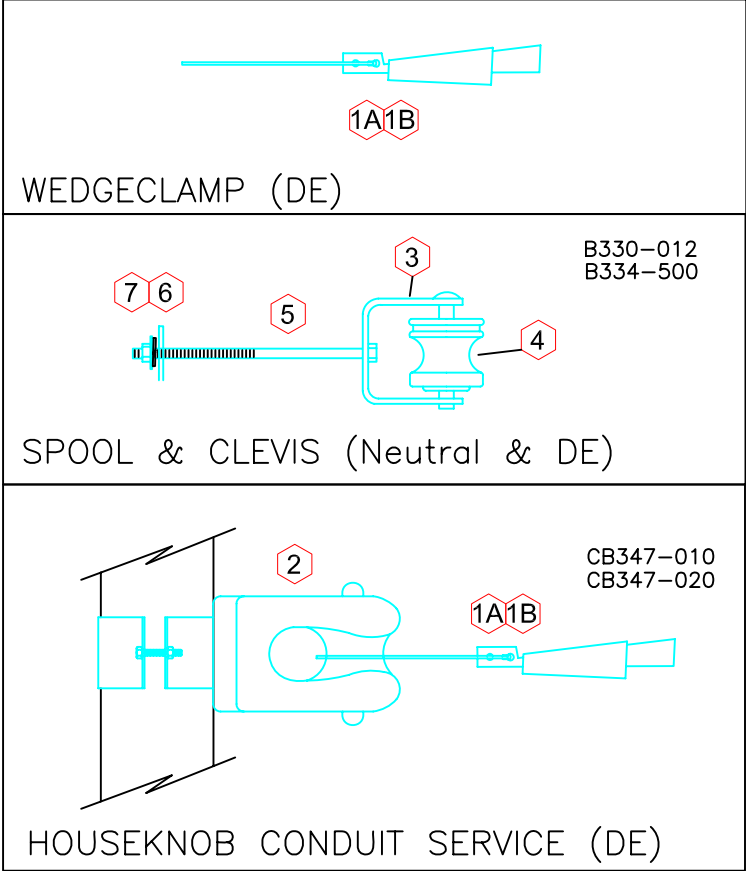
PG 1 OF 1

FILE: H:\ENGSTANDARDS\05 SPECBOOK\400-DISTRIB_UG\410-RP\RP2_OU
 REV: 11/14: FIBERGLASS BRACKET

GROUP: OVERHEAD TO UNDERGROUND
TYPE: Riser Pole - Vee Phase

OPTIONS: _____ 15KV _____ 25KV

RP2
+RP2




ITEM	DESCRIPTION	CONDUCTOR SIZE			STOCK #
		NEUTRAL	6-2	1/0-4/0	
		SP+CL	SP+CL1	SP+CL2	
1a	xxx WEDGE CLAMP 6-2	0	1	0	6490000
1b	xxx WEDGE CLAMP 1/0-4/0	0	0	1	6490300
2	xxx HOUSEKNOB CONDUIT	0	0	0	xxX
3	xxx SPOOL INSULATOR	1	1	1	4025000
4	xxx SPOOL INSULATOR CLEVIS	1	1	1	4025200
5	xxx BOLT MACH 12" x 5/8"	1	1	1	3031200
6	xxx SQ FLAT WASHER 2-1/4"	1	1	1	3292000
7	xxx DBL COIL 5/8" LOCK WASHER	1	1	1	3330900

DATE: 08/20/04

REV: 11/17/05

DRAWN: JK/DT

CHK: RA/DP

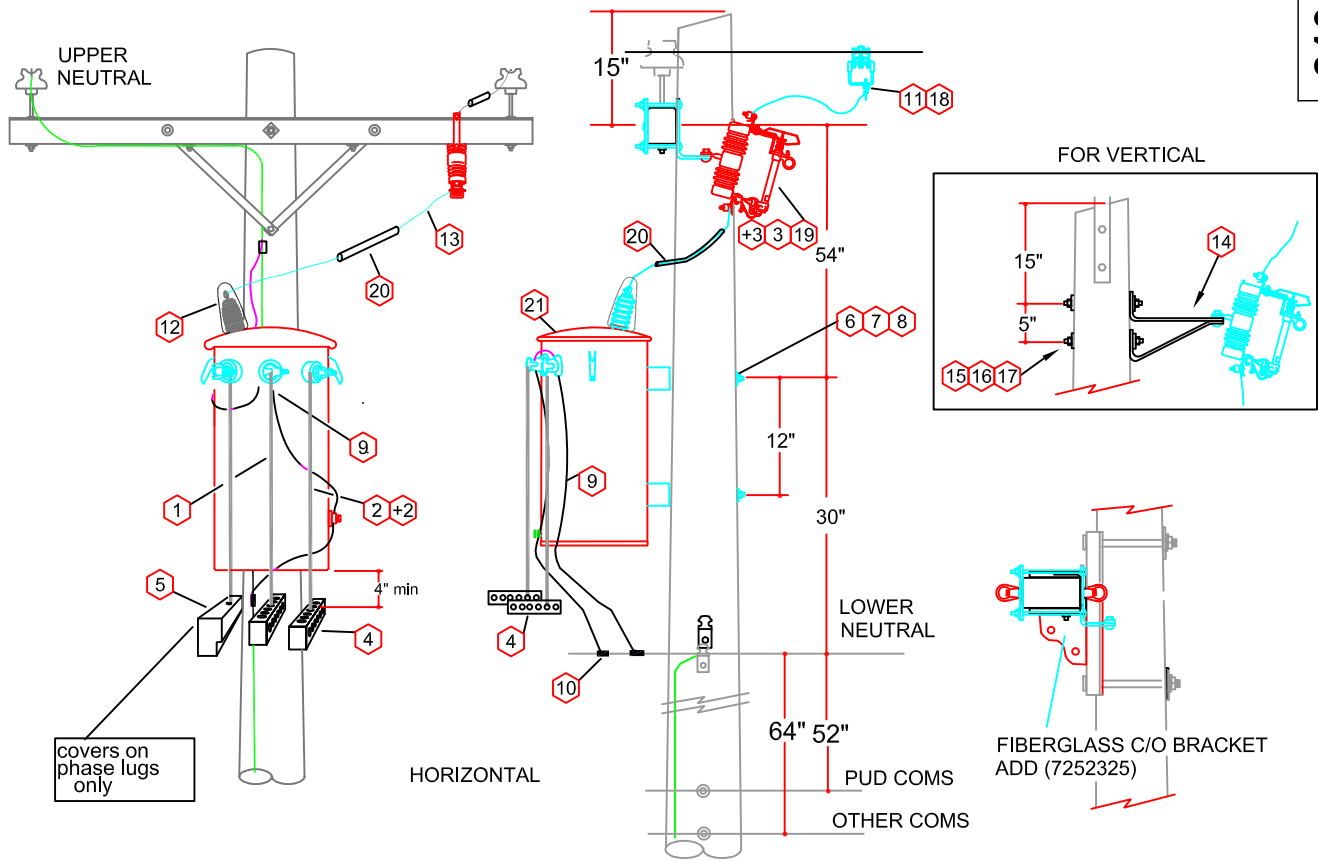


PG 1
OF 1

GROUP: DEAD END - SPOOL AND CLEVIS
TYPE: NEUTRAL OR SECONDARY SERVICE

OPTIONS:

DE-2



FOR HORIZONTAL:
 TR1-A1 (15/25KVA)
 TR1-B1 (50KVA)


FOR VERTICAL:
 TR1-A2 (15/25KVA)
 TR1-B2 (50KVA)

FOR FIBERGLASS ARM:
 ADD 7252325

ITEM	DESCRIPTION	TR1-A1	TR1-A2	TR1-B1	TR1-B2	STOCK#
1	XXX 1/0 CU USE-2 19-STRAND	3'	3'	3'	3'	5012000
2	XXX 1/0 CU USE-2 19-STRAND	6'	6'	0	0	5012000
+2	XXX 4/0 CU USE-2 19-STRAND INSULATED	0	0	6'	6'	5012400
3	CUTOUT 100A 15KV	1	1	0	0	7252200
+3	CUTOUT 100A 25KV	0	0	1	1	7253800
4	XXX MECHANICAL LUG SEC PED 6-350 6 HOLE	3	3	3	3	6605500
5	XXX COVER,SECONDARY PED CONNECTOR 6 HOLE	2	2	2	2	6605600
6	XXX MACHINE BOLT 5/8" X 12" HDG	2	2	2	2	3031200
7	XXX SQ FLAT WASHER 2-1/4"	2	2	2	2	3292000
8	XXX WASHER, DOUBLE COIL 5/8" LOCK GALV	2	2	2	2	3330900
9	XXX 2 BARE COPPER 7-STR SOFT DRAWN	12'	12'	12'	12'	5080700
10	CONNECTOR CRIMP	2	2	2	2	AS REQ'D
11	XXX HOT LINE CLAMP BRONZE 8-2/0 COPPER	1	1	1	1	6588500
12	XXX WILDLIFE BUSH PROTECTOR	1	1	1	1	9987000
13	XXX 6 BARE COPPER SOLID SOFT DRAWN	8'	8'	8'	8'	5030300
14	BRACKET, CUTOUT/ARRESTER EXTENSION	0	1	0	1	7259000
15	XXX SQ FLAT WASHER 2-1/4"	0	2	0	2	3292000
16	XXX MACHINE BOLT 5/8" X 12" HDG	0	2	0	2	3031200
17	XXX WASHER, DOUBLE COIL 5/8" LOCK GALV	0	2	0	2	3330900
18	XXX - STIRRUP CLAMP (SEE 1000.CL)	1	1	1	1	AS REQ'D
19	XXX - FUSE (SEE 830)	1	1	1	1	AS REQ'D
20	XXX RED HOSE 1/2" RUBBER	3'	3'	3'	3'	9987600
21	TRANSFORMER (SEE 800.TR)	1	1	1	1	AS REQ'D

H:\ENGSTANDARD_MASTER SPEC BOOK_MASTER SPECBOOK DWG\800 - TRANSFORMERS # FUSING\TRANSFORMERS_FUSING_BLOCKS\TRANSFORMERS_FUSING.DWG

DATE: 08/20/04
 REV: 10/4/23 LL
 DRAWN: JK/DT
 CHK: xc

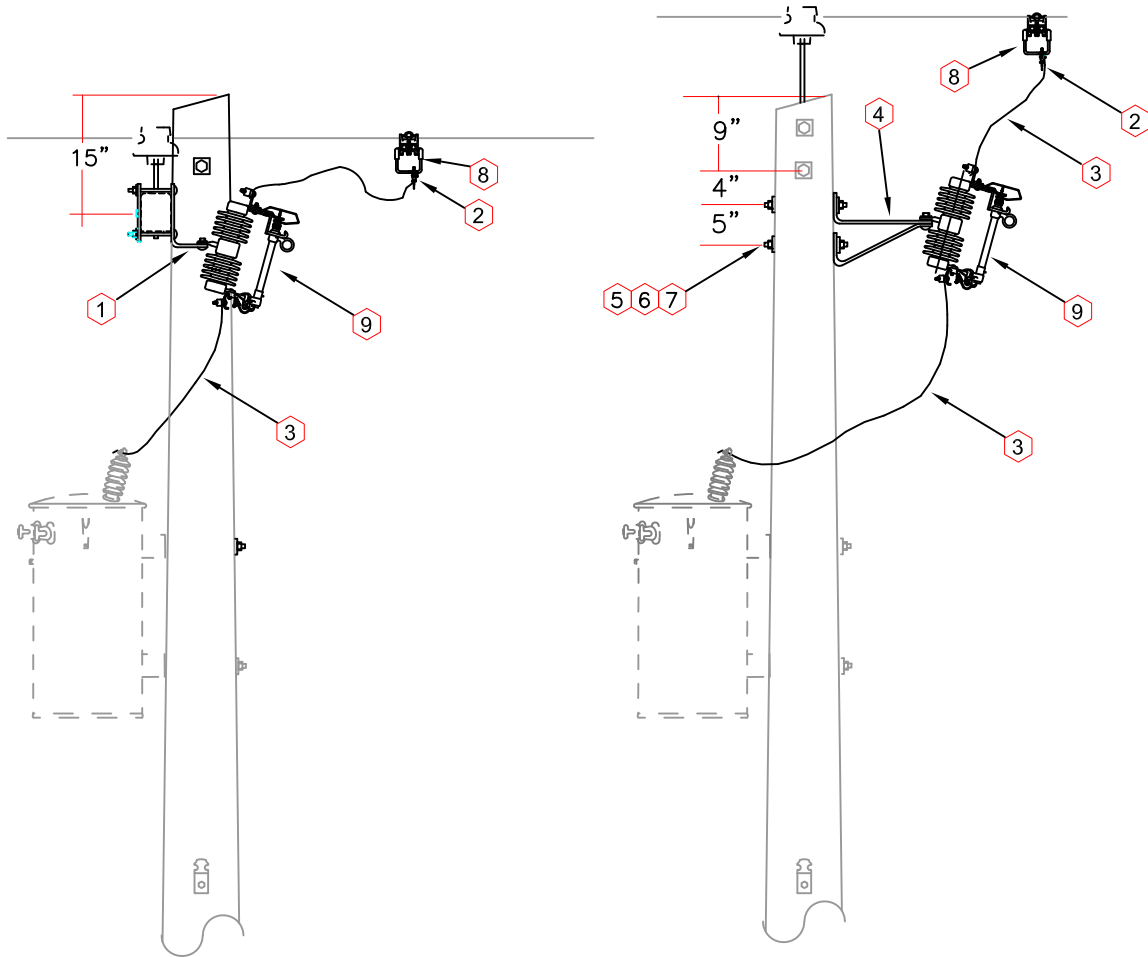


PG 1 OF 1

GROUP: TRANSFORMER AND FUSING - SINGLE PHASE
TYPE: SINGLE BUSHING - 120/240V WITH C/O

OPTIONS: 15 THRU 50 KVA

TR-1 SET



-for XARM assembly-
 XB651-220 (15KV)
 XB651-240 (25KV)

-for VERT assembly-
 XB651-224 (15KV)
 XB651-244 (25KV)

ITEM	DESCRIPTION	15KV		25KV		STOCK #
		X-ARM	VERT	X-ARM	VERT	
		XB651-220	XB651-224	XB651-240	XB651-244	
1	CUTOUT 100A 15KV	1	1	0	0	7252200
+1	CUTOUT 100A 25KV	0	0	1	1	7253800
2	xxx HOTLINE CLAMP	1	1	1	1	6588500
3	xxx 6 CU TIE WIRE SOLID	8FT	8FT	8FT	8FT	5030300
4	CUTOUT/ARRESTER EXT BRKT	0	1	0	1	7259000
5	xxx SQ. FLAT WASHER 2-1/4"	0	2	0	2	3292000
6	DBL COIL 5/8" LOCK WASHER	0	2	0	2	3330900
7	xxx BOLT MACH 12" x 5/8"	0	2	0	2	3031200
8	xxx STIRRUP CLAMP (SEE 1000.CL)	1	1	1	1	AS REQ'D
9	FUSE (SEE 830)	1	1	1	1	AS REQ'D

DATE: 08/20/04

REV: 5/31/2007

DRAWN: JK/DT

CHK: RA/DP



PG 1
OF 1

GROUP: CUT-OUT & ARRESTER
DETAIL: CUTOUT/JUMPER ASSY. S&C 100A

CUTOUT/ARRESTER-TERMINATION BRACKETS

930-XB