




BUDGET IN BRIEF

2023 District Budget

RATE CHANGES

-  **Electric 1%** kWh charge decrease
-  **Water 4.2%** weighted avg. increase
-  **Wastewater 5.9%** weighted avg. increase

Electric rate changes are effective **April 1** of each year.

Water and Wastewater rate changes are effective **February 1** of each year.

INFLOWS

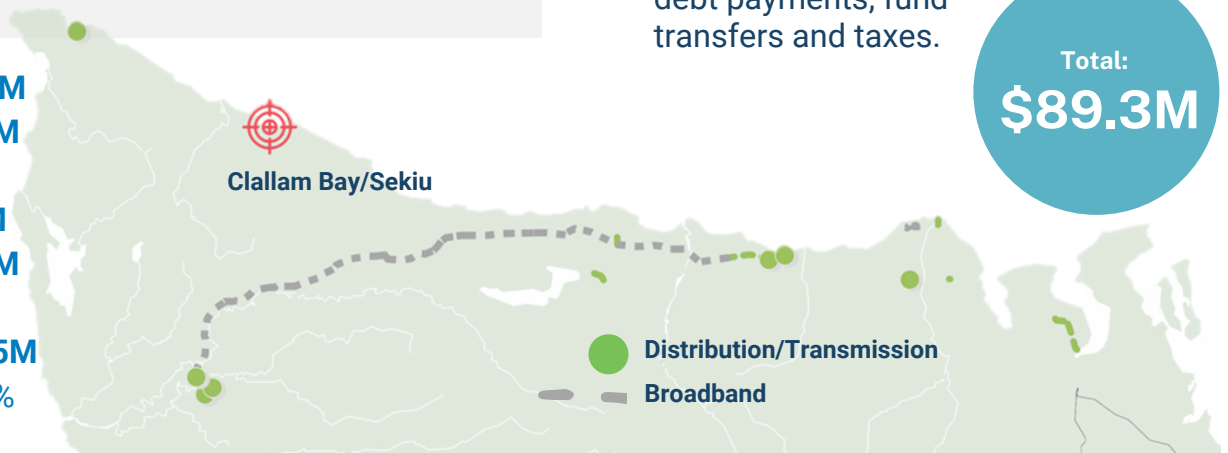


85%
Revenues

Did you know? Rate Revenues make up 85% of the District's budgeted inflows. Rate stability is a strategic objective managed through small rate adjustments.

PROJECTS FOR 2023

- Distribution & Transmission...**\$5.7M**
- Water.....**\$7.9M**
 - Sekiu/Clallam Bay = 69%
- Broadband.....**\$1.3M**
- Other Projects and Spending...**5.5M**
 - includes IT, Fleet, Tools
- Other Purchases.....**\$3.5M**
 - Transformers, regulators = 75%



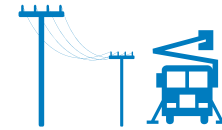
Total:
\$89.3M

OBJECTIVES

- 1 Provide **STABLE RATES**.
- 2 Keep reliability **HIGH**.
- 3 Be financially responsible.



OUTFLOWS



Capital costs make up **\$18.6 million** or 21% of the budget.

Personnel costs make up

\$24.3 million or 27% of the budget. 



Purchased Resources make up **\$24.1 million** or 27% of the budget.

All Other makes up **\$22.3 million** or 25% of the budget and includes operations & maintenance, debt payments, fund transfers and taxes.